

BIRCHEN TELESCOPIC LARGE SPEC SHEET

BIR-TEL-L



IP20
NON-WATER
PROOF



15 W

The Birchen Telescopic Series is a versatile ceiling projector that could draw attention to items in a retail environment, artwork, or serve as a task light in a multitude of applications. Choose the appropriate CCT for the application, then the beam type, louver, and specify the color that compliments the theme. The Birchen Telescopic is also available in 3 sizes and power capacity, depending on the amount of light and aesthetics required.

SPECIFICATION

OPERATING VOLTAGE	100 - 277 VAC
OPERATING TEMPERATURE	-20°C to + 50°C
CRI	80
CONTROL	0-10 V Dimmable
INPUT CURRENT @115 VAC, 60Hz	128 mA
INPUT CURRENT @230 VAC, 50Hz	67 mA
NO OF LED	1
LIGHT SOURCE	Cree COB
CCT	2200K, 2700K, 3000K, 3500K, 4000K, 5000K
BEAM ANGLE	13°, 21°, 30°, 44°, 52°
FIXTURE CONNECTION	Junction Box
AVAILABLE IP RATING	IP20

OPTICAL DATA (3000K)

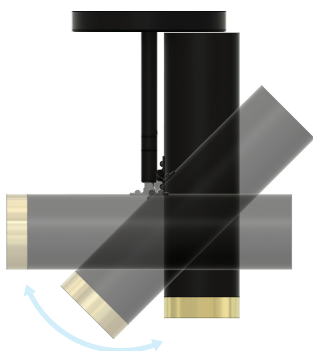
Beam Angle	3000K
13° Ultra Narrow	1132 lm
21° Narrow	1187 lm
30° Medium	1097 lm
44° Wide	1084 lm
52° Ultra Wide	1083 lm

DELIVERED LUMENS BY CCT (Narrow beam 21°)

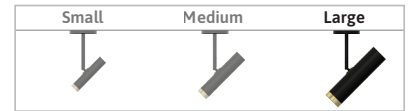
CCT	21 Degree
2200K	961 lm
2700K	1113 lm
3000K	1187 lm
3500K	1191 lm
4000K	1166 lm
5000K	1161 lm

ADJUSTABLE ANGLES

90° Tilt Angle



260° Rotational Angle




Cree COB
LED Source

100 - 277 VAC
Operating Voltage

15W
Rated power

Application



ANTI-GLARE OPTION

Honeycomb Louver
(Optional)



BIRCHEN TELESCOPIC LARGE SPEC SHEET

BIR-TEL-L

ORDERING CODE

PRODUCT SERIES	TYPE	SIZE	POWER	COLOR TEMPERATURE	BEAM ANGLE	CONTROL	MOUNTING	VOLTAGE	ACCESSORIES
BIR - Birchen	TEL - Telescopic	L - Large	15W - 15 Watts	CT22 - 2200K CT27 - 2700K CT30 - 3000K CT35 - 3500K CT40 - 4000K CT50 - 5000K	13D - 13 Degree 21D - 21 Degree 30D - 30 Degree 44D - 44 Degree 52D - 52 Degree	SW - Switched TRI - TRIAC	CM - Ceiling Mount	AC - 100-277 VAC	N - None H - Honeycomb

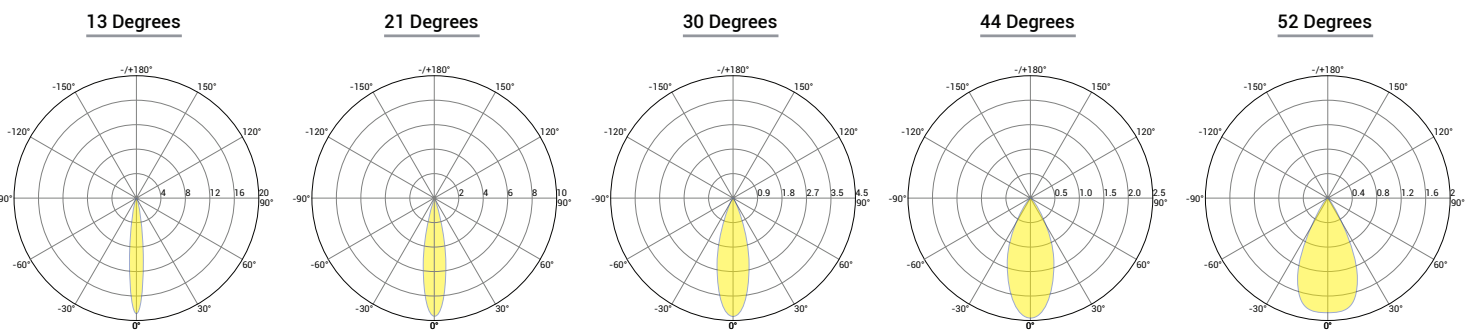
FIXTURE FINISHING			
BODY FINISH		TRIM FINISH	
BWH -	White	TWH -	White
BBL -	Black	TBL -	Black
BSL -	Silver	TSL -	Silver
BXX -	Custom	TGD -	Gold
		TXX -	Custom

Sample: BIR-TEL-L-15W-CT22-13D-TRI-CM-AC-N-BWH-TGD

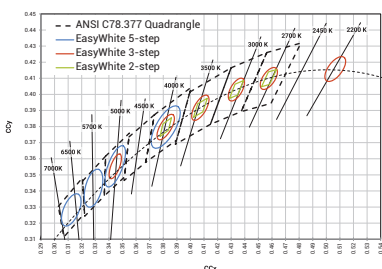
DIMENSIONS



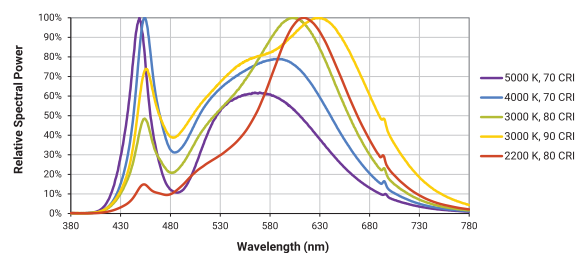
PHOTOMETRIC DATA



BIN Details (CIE 1931)



Spectral Distribution



RELATED PRODUCTS

Wall Mount (Double)



Pendant Mount

