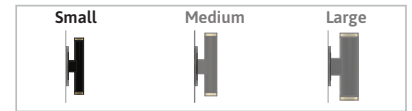



BIRCHEN WALL MOUNT SMALL SPEC SHEET



BIR-WM-S

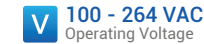



The Birchen Wall Mount Series is designed for interior and exterior applications that require style and functionality in a compact, cylindrical enclosure. It attracts attention to the building, and could create an interesting pattern when several are aligned. It has a simple, cylindrical, yet functional design that boasts style and elegance, making uplight, downlight, and up/down projections possible. Choose the appropriate color temperature for the application, then the beam type, louver, and specify the colors that compliment the theme. The Birchen Wall Mount is also available in 3 sizes and power capacity, depending on the amount of light and aesthetics required.



SPECIFICATION

	Single (5W)	Up-Downlight (2 x 5W)
OPERATING VOLTAGE	100 - 264 VAC	
OPERATING TEMPERATURE	-20°C to + 50°C	
CRI	80	
CONTROL	Switched	
INPUT CURRENT @115 VAC, 60Hz	66 mA	132 mA
INPUT CURRENT @230 VAC, 50Hz	39 mA	78 mA
NO OF LED	1	2
LIGHT SOURCE	Samsung SMD	
CCT	2700K, 3000K, 3500K, 4000K	
BEAM ANGLE	15°, 23°, 34°	
FIXTURE CONNECTION	Junction Box	
AVAILABLE IP RATING	IP66	



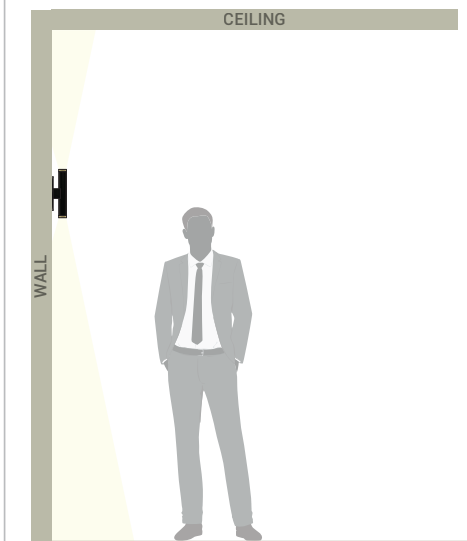
OPTICAL DATA (3000K)

Beam Angle	Single (5W)	Up-Downlight (2 x 5W)
15° Narrow	310 lm	620 lm
23° Medium	270 lm	540 lm
34° Wide	280 lm	560 lm

DELIVERED LUMENS BY CCT (Narrow beam 15°)

CCT	Single (5W)	Up-Downlight (2 x 5W)
2700K	290 lm	580 lm
3000K	310 lm	620 lm
3500K	312 lm	624 lm
4000K	303 lm	606 lm

Application



LIGHTING OPTIONS

Up-Downlight (2 LEDs)



Downlight (1 LED)



Uplight (1 LED)



ANTI-GLARE OPTION

Honeycomb Louver (Optional)



BIRCHEN WALL MOUNT SMALL SPEC SHEET

BIR-WM-S

ORDERING CODE

PRODUCT SERIES	TYPE	SIZE	POWER	COLOR TEMPERATURE	BEAM ANGLE	CONTROL	VOLTAGE	ACCESSORIES
BIR - Birchen	W1U - Wall Mount SINGLE UPLIGHT	S - Small	5W - 5 Watts SINGLE LIGHT	CT27 - 2700K	U15D - 15 Degree	SW - Switched	AC - 100-264 VAC	N - None
	W1D - Wall Mount SINGLE DOWNLIGHT		2x5W - 10 Watts UP (5W) + DOWN (5W)	CT30 - 3000K	U23D - 23 Degree			H - Honeycomb
	W2 - Wall Mount UP & DOWNLIGHT		CT35 - 3500K	U34D - 34 Degree UPLIGHT +				
				CT40 - 4000K	D15D - 15 Degree			
					D23D - 23 Degree			
					D34D - 34 Degree DOWNLIGHT			

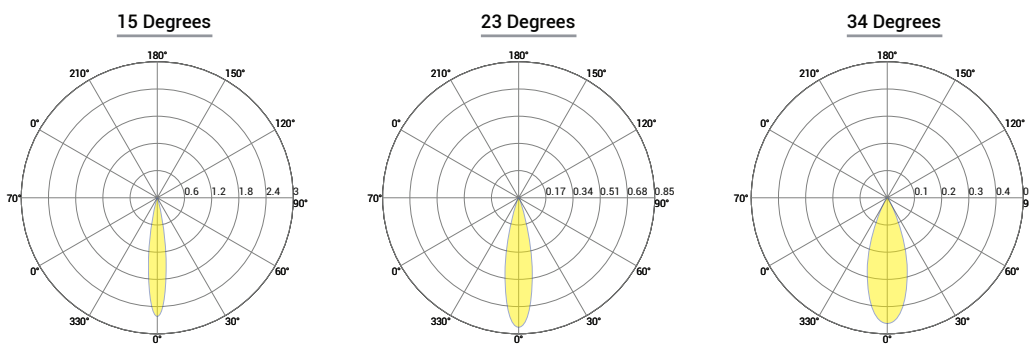
FIXTURE FINISHING			
BODY FINISH		TRIM FINISH	
BWH - White	TWH - White		
BBL - Black	TBL - Black		
BSL - Silver	TSL - Silver		
BCM - Custom	TGD - Gold		
	TCM - Custom		

Sample: BIR-W2-S-2x5W-CT27-U15D-D15D-SW-AC-N-BWH-TGD

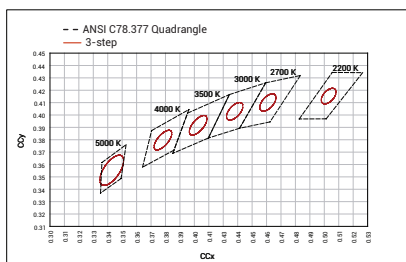
DIMENSIONS



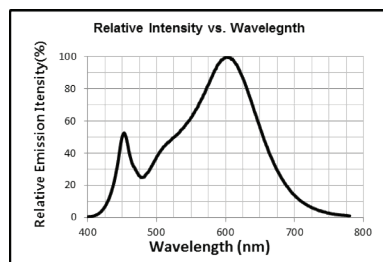
PHOTOMETRIC DATA



BIN Details (CIE 1931)



Spectral Radiant Flux VS Wavelength



RELATED PRODUCTS

Pendant Mount



Telescopic Mount

