

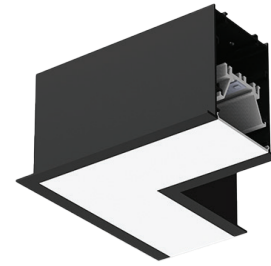
# LINEAR FIXTURE TRACK - PANEL SPEC SHEET



LFT60-P



The LFT60-P Series is a collection of diffused linear fixture panels with exceptional lighting performance for any setting. With its wide range of track mounting options, the LFT60-P is compatible with recessed, surface and suspended pendant mounting. The series is equipped with dimming and standard color temperature of 3000K. The LFT60-PLT in particular is a trimmed L shape diffused panel light with a power rating of 9 Watts.



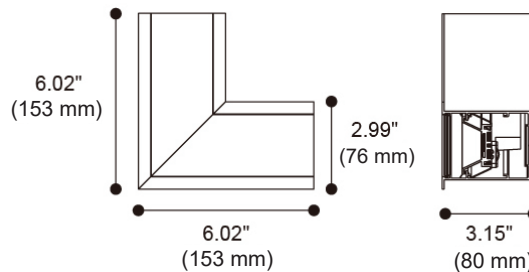
LFT60-PLT

## SPECIFICATIONS

<b>OPERATING VOLTAGE</b>	120 VAC
<b>RATED POWER</b>	9W
<b>CONTROL</b>	0/1-10 V Dimmable
<b>FLUX</b>	396 lm
<b>CRI</b>	>90
<b>BODY FINISH</b>	Black, White
<b>MOUNTING</b>	Track mounted
<b>PROJECTION</b>	55°

- V** 120 VAC  
Operating Voltage
- W** 9W  
Rated Power

## DIMENSIONS

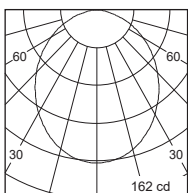


## ORDERING CODE

SERIES	TYPE	POWER	VOLTAGE	CRI	COLOR TEMPERATURE	PROJECTION	TRACK MOUNTING	BODY FINISH
LFT60	PTL - Panel TL	9W - 9 WATTS	AC - 120VAC	90 - CRI90	CT30 - 3000K CTXX - CUSTOM	55D - 55 Degrees	RM - Recessed Mount SM - Surface Mount PM - Pendant Mount	BK - Black WH - White

Sample: LFT 60-PTL - 9W - AC - 90 - CT30 - 55D - SM - BK

## PHOTOMETRIC DATA



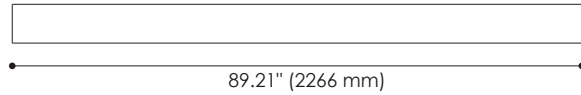

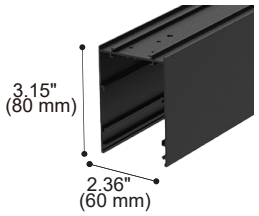
<b>BEAM ANGLE:</b>	55°
<b>MAX. I:</b>	162 cd.
<b>FLUX:</b>	396 lm
<b>SC (0-180):</b>	1.16
<b>SC (90-290):</b>	1.18

# LINEAR FIXTURE TRACK - MOUNTING & ACCESSORIES

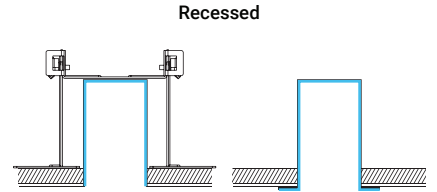
LFT60-P

## MOUNTING OPTIONS

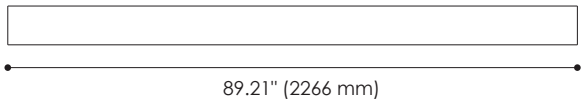
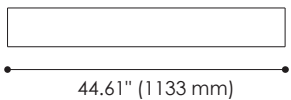
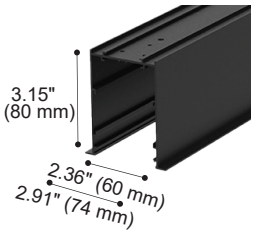
### TRIMLESS: LFT-T-11



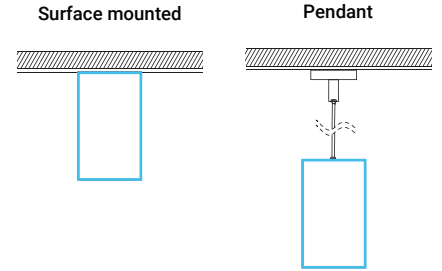
TRIMLESS TRACK SECTION	
Article number	TYPE
LFT-T-11-44	Channel
LFT-T-11-89	Channel



### TRIM: LFT-F-11

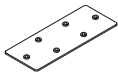
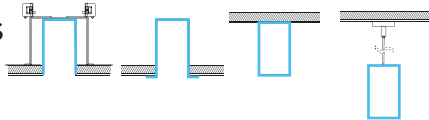


TRIMMED TRACK SECTION	
Article number	TYPE
LFT-F-11-44	Channel
LFT-F-11-89	Channel



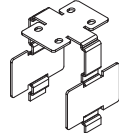
## ACCESSORIES

### ALL MODELS



3PCS

SKU : LFT-NC-02  
Type : Surface mounted & Pendant reinforced plate



SKU : LFT-NC-07  
Type : Light Leak-proof aluminium extrusion reinforce plate



Colours  
Black White

SKU :  
LFT-NE-02-11 11.14" (283 mm)  
LFT-NE-02-22 22.28" (566 mm)  
Type : Blank cover



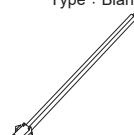
SKU : LFT-SA-41  
Type : Power cord connector



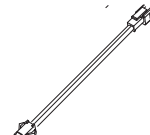
SKU : LFT-PA-41-180  
71" (1800 mm)  
Type : Power cord connect to AC



SKU : LFT-SA-41-30 12" (300 mm)  
LFT-SA-41-60 24" (600 mm)  
Type : Power cord connect between modules

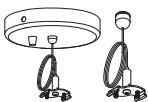
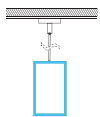


SKU : LFT-PSA-31-180 71" (1800 mm)  
Type : Signal wire connect to system / dimmer

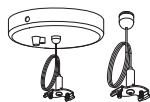


SKU : LFT-SSA-31-30 12" (300 mm)  
LFT-SSA-31-60 24" (600 mm)  
Type : Signal wire connect between modules

### PENDANT



SKU : LFT-DI-15  
Type : Pendant Kit for power connection (without power cord)

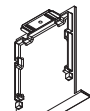
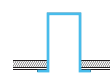


SKU : LFT-DI-15-V  
Type : Pendant Kit for power connection (without power cord and single wire)



SKU : LFT-DI-16  
Type : Pendant kit

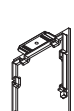
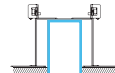
### TRIM



2PCS

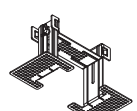
SKU : LFT-NC-05  
Type : Trim end cap

### TRIMLESS



2PCS

SKU : LFT-NC-03  
Type : End cap



2PCS

SKU : LFT-NR-01  
Type : Trimless bracket