

# LINEAR FIXTURE TRACK - RECESSED DOWN LIGHT SPEC SHEET



LFT60-K



The LFT60-K Series is a recessed downlight fixture with a minimalistic and modern design. With its wide range of track mounting options, the LFT60-K is compatible with recessed, surface and suspended pendant mounting. This series is equipped with dimming and a standard color temperature of 3000K. The LFT60-K5 in particular has a length of 283 mm and a rated power of 13 Watts with three beam angle options, suitable for different environments.



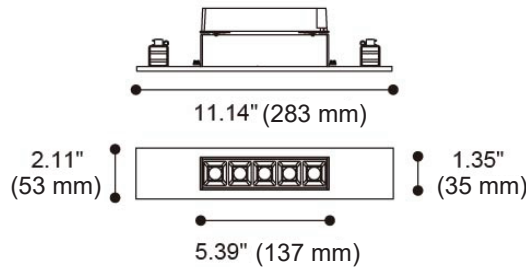
## SPECIFICATIONS

<b>OPERATING VOLTAGE</b>	120 VAC
<b>RATED POWER</b>	13W
<b>CONTROL</b>	0/1-10 V Dimmable
<b>FLUX</b>	781 lm
<b>CRI</b>	>90
<b>BODY FINISH</b>	Black, White
<b>BAFFLE FINISH</b>	Black, White, Piano Black
<b>MOUNTING</b>	Track mounted
<b>PROJECTION</b>	20°, 30°, 40°

## LFT60-K5

- V** 120 VAC  
Operating Voltage
- W** 13W  
Rated Power

## DIMENSIONS

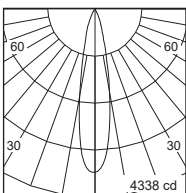


## ORDERING CODE

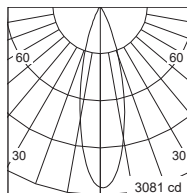
SERIES	TYPE	POWER	VOLTAGE	CRI	COLOR TEMPERATURE	PROJECTION	TRACK MOUNTING	BODY FINISH	BAFFLE FINISH
LFT60	K5 - Recessed Downlight 5	13W - 13 WATTS	AC - 120VAC	90 - CRI90	CT30 - 3000K CTXX - CUSTOM	20D - 20 Degrees 30D - 30 Degrees 40D - 40 Degrees	RM - Recessed Mount SM - Surface Mount PM - Pendant Mount	BK - Black WH - White	BK - Black WH - White PBK - Piano Black

Sample: LFT 60-K5 - 13W - AC - 90 - CT30 - 40D - SM - BK - WH

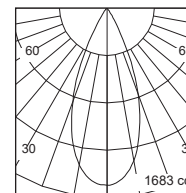
## PHOTOMETRIC DATA



**BEAM ANGLE:** 20°  
**MAX. I:** 4338 cd.  
**FLUX:** 781 lm  
**SC (0-180):** .34  
**SC (90-290):** .36



**BEAM ANGLE:** 30°  
**MAX. I:** 3081 cd.  
**FLUX:** 820 lm  
**SC (0-180):** .44  
**SC (90-290):** .52



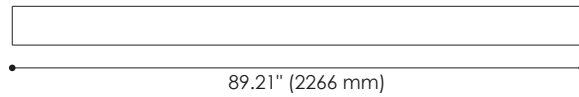

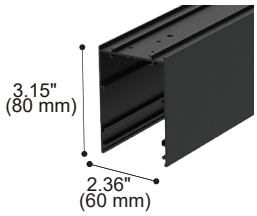
**BEAM ANGLE:** 40°  
**MAX. I:** 1683 cd.  
**FLUX:** 792 lm  
**SC (0-180):** .68  
**SC (90-290):** .66

# LINEAR FIXTURE TRACK - MOUNTING & ACCESSORIES

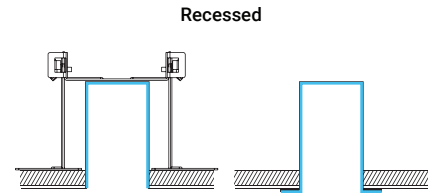
LFT60-K

## MOUNTING OPTIONS

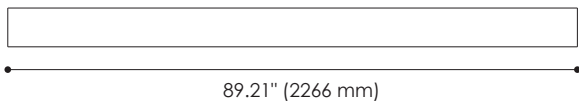
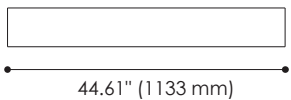
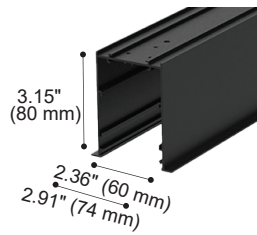
### TRIMLESS: LFT-T-11



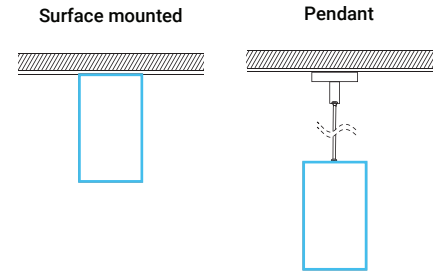
TRIMLESS TRACK SECTION	
Article number	TYPE
LFT-T-11-44	Channel
LFT-T-11-89	Channel



### TRIM: LFT-F-11

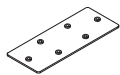
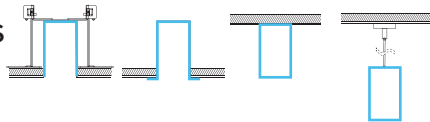


TRIMMED TRACK SECTION	
Article number	TYPE
LFT-F-11-44	Channel
LFT-F-11-89	Channel



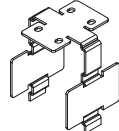
## ACCESSORIES

### ALL MODELS



3PCS

SKU : LFT-NC-02  
Type : Surface mounted & Pendant reinforced plate



SKU : LFT-NC-07  
Type : Light Leak-proof aluminium extrusion reinforce plate



Colours  
Black White

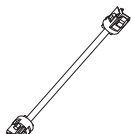
SKU :  
LFT-NE-02-11 11.14" (283 mm)  
LFT-NE-02-22 22.28" (566 mm)  
Type : Blank cover



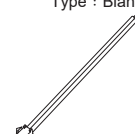
SKU : LFT-SA-41  
Type : Power cord connector



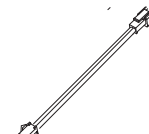
SKU : LFT-PA-41-180 71" (1800 mm)  
Type : Power cord connect to AC



SKU : LFT-SA-41-30 12" (300 mm)  
LFT-SA-41-60 24" (600 mm)  
Type : Power cord connect between modules

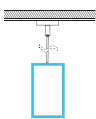


SKU : LFT-PSA-31-180 71" (1800 mm)  
Type : Signal wire connect to system / dimmer

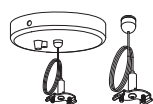


SKU : LFT-SSA-31-30 12" (300 mm)  
LFT-SSA-31-60 24" (600 mm)  
Type : Signal wire connect between modules

### PENDANT



SKU : LFT-DI-15  
Type : Pendant Kit for power connection (without power cord)

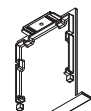
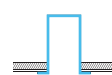


SKU : LFT-DI-15-V  
Type : Pendant Kit for power connection (without power cord and single wire)



SKU : LFT-DI-16  
Type : Pendant kit

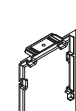
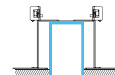
### TRIM



2PCS

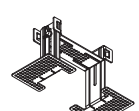
SKU : LFT-NC-05  
Type : Trim end cap

### TRIMLESS



2PCS

SKU : LFT-NC-03  
Type : End cap



2PCS

SKU : LFT-NR-01  
Type : Trimless bracket