


LINEAR FIXTURE TRACK - PENDANT SPEC SHEET



LFT60-C



The LFT60-C Series is a collection of pendant lighting fixtures designed to enhance the ambiance. With its wide range of track mounting options, the LFT60-C is compatible with recessed, surface and suspended pendant mounting. The series is equipped with dimming and standard color temperature of 3000K. The LFT60-C3 has a rated power of 10 Watts with a unique square form, three beam angles options, suitable for a different environment.



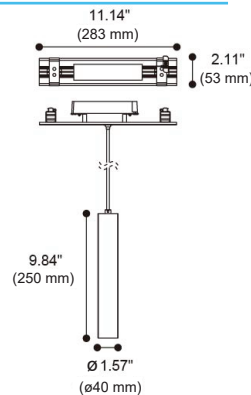
LFT60-C3

SPECIFICATIONS

| | |
|--------------------------|----------------------|
| OPERATING VOLTAGE | 120 VAC |
| RATED POWER | 10W |
| CONTROL | 0/1-10 V Dimmable |
| FLUX | 587 lm |
| CRI | >90 |
| BODY FINISH | Black, White |
| BAFFLE FINISH | Black, White, Copper |
| MOUNTING | Track mounted |
| PROJECTION | 20°, 25°, 40° |

- V** 120 VAC
Operating Voltage
- W** 10W
Rated Power

DIMENSIONS

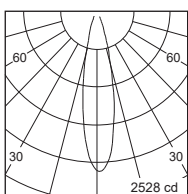


ORDERING CODE

| SERIES | TYPE | POWER | VOLTAGE | CRI | COLOR TEMPERATURE | PROJECTION | TRACK MOUNTING | BODY FINISH | BAFFLE FINISH |
|--------|--------------|----------------|-------------|------------|-------------------------------|--|---|--------------------------|---|
| LFT60 | C3-Pendant 3 | 10W - 10 WATTS | AC - 120VAC | 90 - CRI90 | CT30 - 3000K CTXX - CUSTOM | 20D - 20 Degrees 25D - 25 Degrees 40D - 40 Degrees | RM - Recessed Mount SM - Surface Mount PM - Pendant Mount | BK - Black WH - White | BK - Black WH - White CO - Copper |

Sample: LFT 60-C3 - 10W- AC - 90 - CT30 - 20D - SM - BK - CO

PHOTOMETRIC DATA




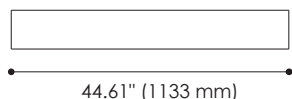
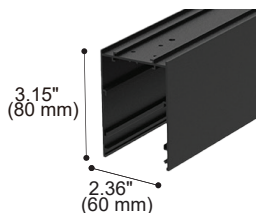
BEAM ANGLE: 20°
MAX. I: 2528 cd.
FLUX: 587 lm
SC (0-180): $\varnothing .48$
SC (90-290): $\varnothing .54$

LINEAR FIXTURE TRACK - MOUNTING & ACCESSORIES

LFT60-C

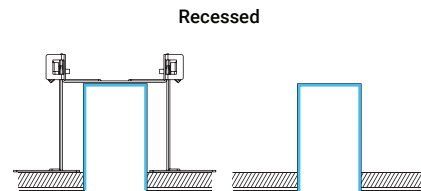
MOUNTING OPTIONS

TRIMLESS: LFT-T-11



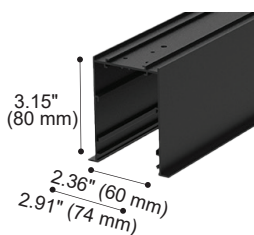


TRIMLESS TRACK SECTION

| Article number | TYPE |
|----------------|---------|
| LFT-T-11-44 | Channel |
| LFT-T-11-89 | Channel |

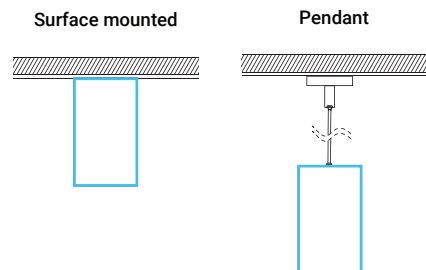


TRIM: LFT-F-11



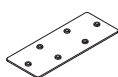
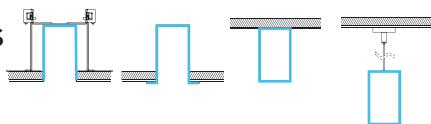
TRIMMED TRACK SECTION

| Article number | TYPE |
|----------------|---------|
| LFT-F-11-44 | Channel |
| LFT-F-11-89 | Channel |



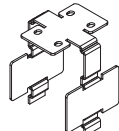
ACCESSORIES

ALL MODELS



3PCS

SKU : LFT-NC-02
Type: Surface mounted & Pendant reinforced plate



SKU : LFT-NC-07
Type : Light Leak-proof aluminium extrusion reinforce plate



Colours
Black White

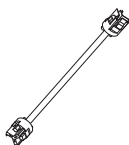
SKU : LFT-NE-02-11 11.14\" (283 mm)
LFT-NE-02-22 22.28\" (566 mm)
Type : Blank cover



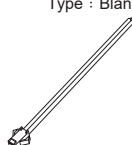
SKU : LFT-SA-41
Type: Power cord connector



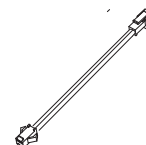
SKU : LFT-PA-41-180 71\" (1800 mm)
Type : Power cord connect to AC



SKU : LFT-SA-41-30 12\" (300 mm)
LFT-SA-41-60 24\" (600 mm)
Type : Power cord connect between modules

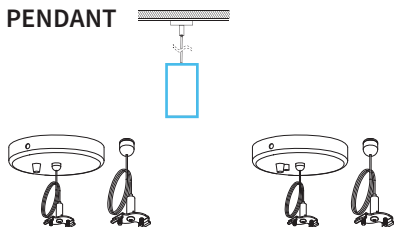


SKU : LFT-PSA-31-180 71\" (1800 mm)
Type : Signal wire connect to system / dimmer



SKU : LFT-SSA-31-30 12\" (300 mm)
LFT-SSA-31-60 24\" (600 mm)
Type : Signal wire connect between modules

PENDANT

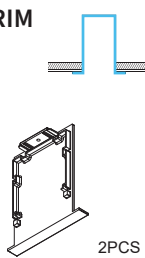


SKU : LFT-DI-15
Type : Pendant Kit for power connection (without power cord)

SKU : LFT-DI-15-V
Type : Pendant Kit for power connection (without power cord and single wire)

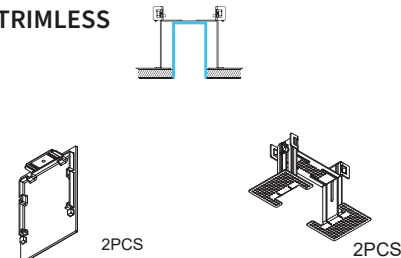
SKU : LFT-DI-16
Type : Pendant kit

TRIM



SKU : LFT-NC-05
Type : Trim end cap

TRIMLESS



SKU : LFT-NC-03
Type : End cap

SKU : LFT-NR-01
Type : Trimless bracket