

LINEAR FIXTURE TRACK - SPOT SPEC SHEET



LFT40-S



The LFT40-S Series is a range of spotlight solution ideal for ambient, focused or subject-specific lighting. With its wide range of track mounting options, the LFT40-S are compatible with recessed, surface and suspended pendant mounting. The series is equipped with dimming and standard color temperature of 3000K. With the versatility of 355-degree rotation and 90-degree tilt angle, the LFT40-S Series can direct its light to almost any direction. The LFT40-S1-2 in particular has two light engines with a power rating of 17 Watts and has three beam angles options.



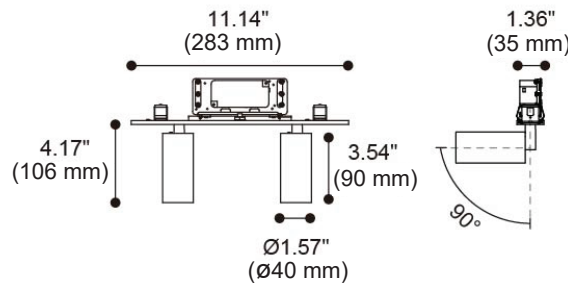
LFT40-S1-2

SPECIFICATIONS

OPERATING VOLTAGE	120 VAC
RATED POWER	17W
CONTROL	0/1-10 V Dimmable
FLUX	1147 lm
CRI	>90
BODY FINISH	Black, White
BAFFLE FINISH	Black, White, Copper
MOUNTING	Track mounted
PROJECTION	20°, 25°, 36°
ROTATION	355°
TILT ANGLE	90°

V	120 VAC Operating Voltage
W	17W Rated Power

DIMENSIONS



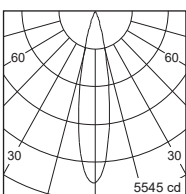
ORDERING CODE

SERIES	TYPE	POWER	VOLTAGE	CRI	COLOR TEMPERATURE	PROJECTION	TRACK MOUNTING	BODY FINISH	BAFFLE FINISH
LFT40	S1-2 - Spot 1-2	17W - 17 WATTS	AC - 120VAC	90 - CRI90	CT30 - 3000K CTXX - CUSTOM	20D - 20 Degrees 25D - 25 Degrees 36D - 36 Degrees	RM - Recessed Mount SM - Surface Mount PM - Pendant Mount	BK - Black WH - White	BK - Black WH - White CO - Copper

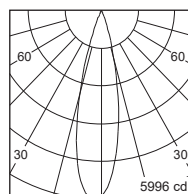
Sample: LFT40-S1-2 - 17W - AC - 90 - CT30 - 20D - SM - BK - CO - ACHO-13

ACCESSORIES	
ACSN-11	Long Baffle
ACSG-9	Striped Glass
ACWG-10	Woven Glass
ACDS-8	Diffusion Sheet
ACHO-13	Honeycomb Louver

PHOTOMETRIC DATA



BEAM ANGLE: 20°
MAX. I: 5545 cd.
FLUX: 1147 lm



BEAM ANGLE: 25°
MAX. I: 5996 cd.
FLUX: 1147 lm


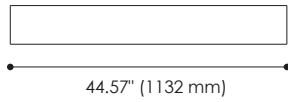
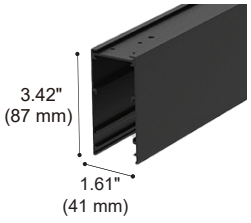
LINEAR FIXTURE TRACK - MOUNTING & ACCESSORIES



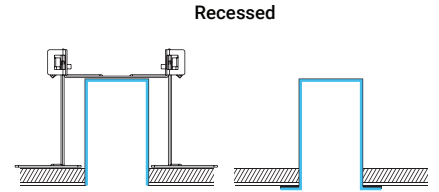
LFT40-S

MOUNTING SPECIFICATIONS



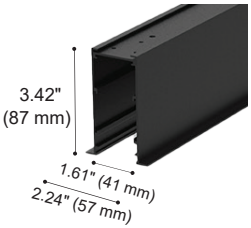
TRIMLESS: LFT-T-01



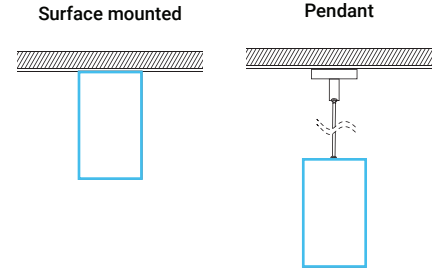
TRIMLESS TRACK SECTION	
Article number	TYPE
LFT-T-01-44	Channel
LFT-T-01-89	Channel



TRIM: LFT-F-01


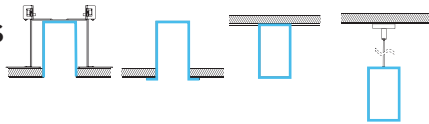


TRIMMED TRACK SECTION	
Article number	TYPE
LFT-F-01-44	Channel
LFT-F-01-89	Channel



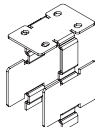
ACCESSORIES

ALL MODELS



3PCS

SKU: LFT-NC-02
Type: Surface mounted & Pendant reinforced plate



SKU: LFT-NC-06
Type: Light Leak-proof aluminium extrusion reinforce plate

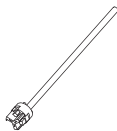


Colours
● Black ○ White

SKU:
LFT-NE-01-11 11.14"(283 mm)
LFT-NE-01-22 22.28"(566 mm)
Type: Blank cover



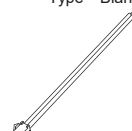
SKU: LFT-SA-41
Type: Power cord connector



SKU: LFT-PA-41-180
71" (1800 mm)
Type: Power cord connect to AC



SKU: LFT-SA-41-30 12" (300 mm)
LFT-SA-41-60 24" (600 mm)
Type: Power cord connect between modules

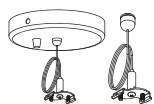
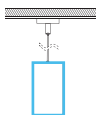


SKU: LFT-PSA-31-180 71" (1800 mm)
Type: Signal wire connect to system / dimmer

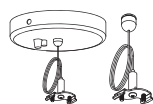


SKU: LFT-SSA-31-30 12" (300 mm)
LFT-SSA-31-60 24" (600 mm)
Type: Signal wire connect between modules

PENDANT



SKU: LFT-DI-15
Type: Pendant Kit for power connection (without power cord)

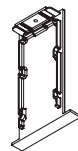
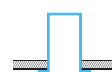


SKU: LFT-DI-15-V
Type: Pendant Kit for power connection (without power cord and single wire)



SKU: LFT-DI-16
Type: Pendant kit

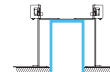
TRIM



2PCS

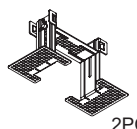
SKU: LFT-NC-04
Type: Trim end cap

TRIMLESS



2PCS

SKU: LFT-NC-01
Type: End cap



2PCS

SKU: LFT-NR-02
Type: Trimless bracket