


LINEAR FIXTURE TRACK - PANEL SPEC SHEET



LFT40-P



The LFT40-P Series is a collection of sleek diffused linear fixture panels with exceptional lighting performance within any setting. With its wide range of track mounting options, the LFT40-P is compatible with recessed, surface and suspended pendant mounting. The series is equipped with dimming and standard color temperature of 3000K. The LFT40-PX in particular is a X shape diffused panel light with a power rating of 12 Watts.



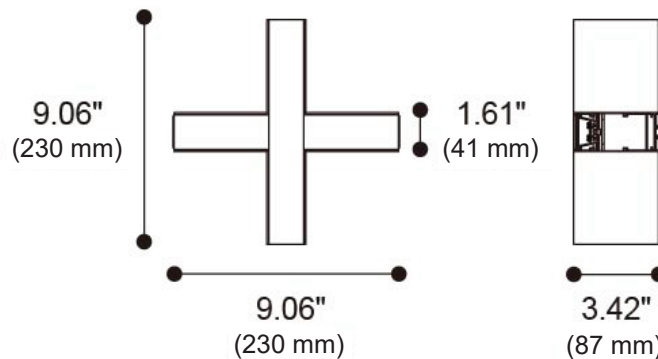
LFT40-PX

SPECIFICATIONS

OPERATING VOLTAGE	120 VAC
RATED POWER	12W
CONTROL	0/1-10 V Dimmable
FLUX	604 lm
CRI	>90
BODY FINISH	Black, White
MOUNTING	Track mounted
PROJECTION	100°

- V** 120 VAC
Operating Voltage
- W** 12W
Rated Power

DIMENSIONS

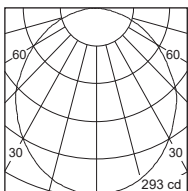


ORDERING CODE

SERIES	TYPE	POWER	VOLTAGE	CRI	COLOR TEMPERATURE	PROJECTION	TRACK MOUNTING	BODY FINISH
LFT40	PX - Panel X	12W - 12 WATTS	AC - 120VAC	90 - CRI90	CT30 - 3000K CTXX - CUSTOM	100D - 100 Degrees	RM - Recessed Mount SM - Surface Mount PM - Pendant Mount	BK - Black WH - White

Sample: LFT40-PX - 12W - AC - 90 - CT30 - 100D - SM - BK

PHOTOMETRIC DATA




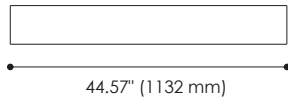
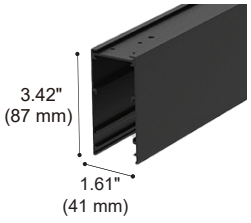
BEAM ANGLE: 100°
MAX. I: 293 cd.
FLUX: 604 lm

LINEAR FIXTURE TRACK - MOUNTING & ACCESSORIES

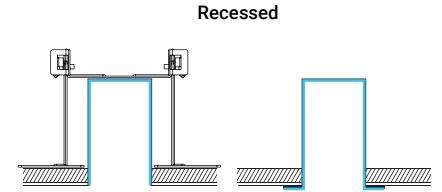
LFT40-P

MOUNTING SPECIFICATIONS



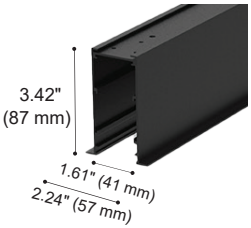
TRIMLESS: LFT-T-01



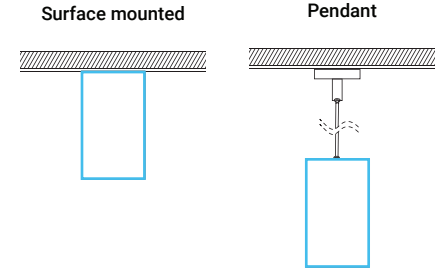
TRIMLESS TRACK SECTION	
Article number	TYPE
LFT-T-01-44	Channel
LFT-T-01-89	Channel



TRIM: LFT-F-01



TRIMMED TRACK SECTION	
Article number	TYPE
LFT-F-01-44	Channel
LFT-F-01-89	Channel



ACCESSORIES

ALL MODELS

3PCS
SKU: LFT-NC-02
Type: Surface mounted & Pendant reinforced plate

SKU: LFT-NC-06
Type: Light Leak-proof aluminium extrusion reinforce plate

Colours
● Black ○ White
SKU:
LFT-NE-01-11 11.14"(283 mm)
LFT-NE-01-22 22.28"(566 mm)
Type: Blank cover

SKU: LFT-SA-41
Type: Power cord connector

SKU: LFT-PA-41-180 71" (1800 mm)
Type: Power cord connect to AC

SKU: LFT-SA-41-30 12" (300 mm)
LFT-SA-41-60 24" (600 mm)
Type: Power cord connect between modules

SKU: LFT-PSA-31-180 71" (1800 mm)
Type: Signal wire connect to system / dimmer

SKU: LFT-SSA-31-30 12" (300 mm)
LFT-SSA-31-60 24" (600 mm)
Type: Signal wire connect between modules

PENDANT

SKU: LFT-DI-15
Type: Pendant Kit for power connection (without power cord)

SKU: LFT-DI-15-V
Type: Pendant Kit for power connection (without power cord and single wire)

SKU: LFT-DI-16
Type: Pendant kit

TRIM

2PCS
SKU: LFT-NC-04
Type: Trim end cap

TRIMLESS

2PCS
SKU: LFT-NC-01
Type: End cap

2PCS
SKU: LFT-NR-02
Type: Trimless bracket