


# LINEAR FIXTURE TRACK - PENDANT SPEC SHEET



LFT40-C



The LFT40-C Series is a collection of pendant lighting fixtures designed to enhance the ambiance of any space. With its wide range of track mounting options, the LFT40-C is compatible with recessed, surface and suspended pendant mounting. The series is equipped with dimming and standard color temperature of 3000K. The LFT40-C5 has a rated power of 10 Watts with an ultra slim pendant with elongated body for ideal for vaulted or high ceiling.



LFT40-C5

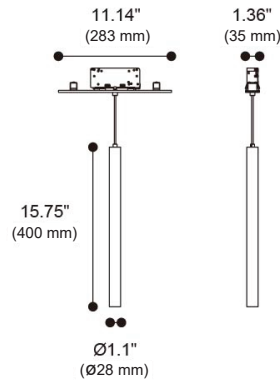
**V** 120 VAC  
Operating Voltage

**W** 10W  
Rated Power

## SPECIFICATIONS

<b>OPERATING VOLTAGE</b>	120 VAC
<b>RATED POWER</b>	10W
<b>CONTROL</b>	0/1-10 V Dimmable
<b>FLUX</b>	437 lm
<b>CRI</b>	>90
<b>BODY FINISH</b>	Black, White
<b>BAFFLE FINISH</b>	Black, White, Copper
<b>MOUNTING</b>	Track mounted
<b>PROJECTION</b>	30°

## DIMENSIONS

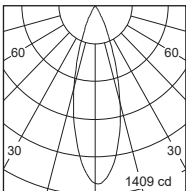


## ORDERING CODE

SERIES	TYPE	POWER	VOLTAGE	CRI	COLOR TEMPERATURE	PROJECTION	TRACK MOUNTING	BODY FINISH	BAFFLE FINISH
LFT40	C5-Pendant 5	10W - 10 WATTS	AC - 120VAC	90 - CRI90	CT30 - 3000K CTXX - CUSTOM	30D - 30 Degrees	RM - Recessed Mount SM - Surface Mount PM - Pendant Mount	BK - Black WH - White	BK - Black WH - White CO - Copper

Sample: LFT40-C5 - 10W - AC - 90 - CT30 - 30D - SM - BK - CO

## PHOTOMETRIC DATA




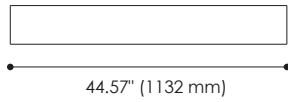
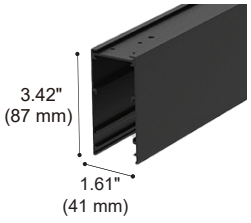
**BEAM ANGLE:** 30°  
**MAX. I:** 1409 cd.  
**FLUX:** 437 lm

# LINEAR FIXTURE TRACK - MOUNTING & ACCESSORIES

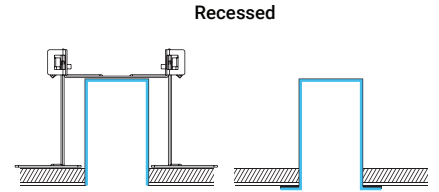
LFT40-C

## MOUNTING SPECIFICATIONS



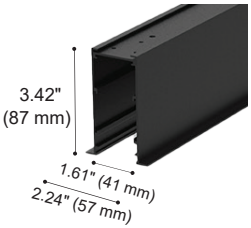
### TRIMLESS: LFT-T-01



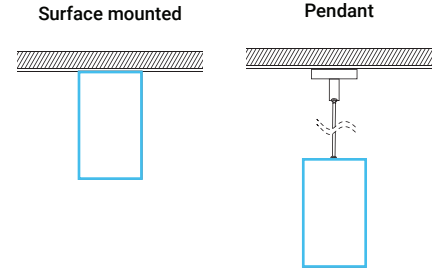
TRIMLESS TRACK SECTION	
Article number	TYPE
LFT-T-01-44	Channel
LFT-T-01-89	Channel



### TRIM: LFT-F-01


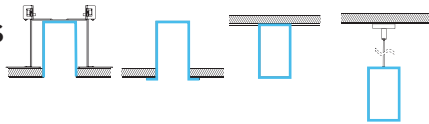


TRIMMED TRACK SECTION	
Article number	TYPE
LFT-F-01-44	Channel
LFT-F-01-89	Channel



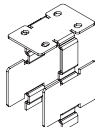
## ACCESSORIES

### ALL MODELS



3PCS

SKU: LFT-NC-02  
Type: Surface mounted & Pendant reinforced plate



SKU: LFT-NC-06  
Type: Light Leak-proof aluminium extrusion reinforce plate



Colours  
● Black ○ White

SKU:  
LFT-NE-01-11 11.14"(283 mm)  
LFT-NE-01-22 22.28"(566 mm)  
Type: Blank cover



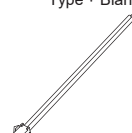
SKU: LFT-SA-41  
Type: Power cord connector



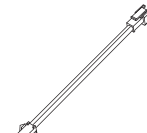
SKU: LFT-PA-41-180  
71" (1800 mm)  
Type: Power cord connect to AC



SKU: LFT-SA-41-30 12" (300 mm)  
LFT-SA-41-60 24" (600 mm)  
Type: Power cord connect between modules

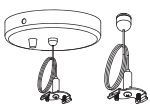
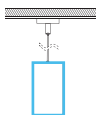


SKU: LFT-PSA-31-180 71" (1800 mm)  
Type: Signal wire connect to system / dimmer

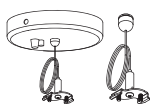


SKU: LFT-SSA-31-30 12" (300 mm)  
LFT-SSA-31-60 24" (600 mm)  
Type: Signal wire connect between modules

### PENDANT



SKU: LFT-DI-15  
Type: Pendant Kit for power connection (without power cord)

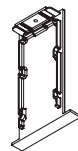
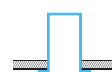


SKU: LFT-DI-15-V  
Type: Pendant Kit for power connection (without power cord and single wire)



SKU: LFT-DI-16  
Type: Pendant kit

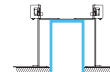
### TRIM



2PCS

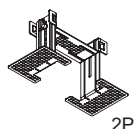
SKU: LFT-NC-04  
Type: Trim end cap

### TRIMLESS



2PCS

SKU: LFT-NC-01  
Type: End cap



2PCS

SKU: LFT-NR-02  
Type: Trimless bracket