

# FLEX GRAZER CURVE MONO

## FGC-M

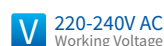


The YYZ Flex Grazer Curve Mono is a high-performance, exterior-grade architectural façade linear floodlight that features a horizontally and longitudinally adjustable axis, making it suitable for conical or curved façades. The luminaire boasts excellent optics and comes with various beam angle options. With its 180mm compact module design, it can be widely applied to any building features that require highly controlled lighting effects for wall grazing and wall washing. This is especially useful for cases where the building surfaces have non-linear, curved profiles and facades. Up to six 180mm long modules can be daisy-chained in a continuous string, considering the weight of the connected light fixture modules to ensure ease of handling. The luminaire is supplied with external constant current LED drivers in a weatherproof enclosure, either switched or DALI dimmable. A maximum of 6 modules can be powered from a single Tridonic 60W constant current LED driver.



### FEATURES

MATERIAL	Die-cast Aluminum
WORKING VOLTAGE	220-240V AC, 1200mA constant current external driver
RATED POWER	8W/Module
BEAM ANGLE	10°, 20°, 40°, 60°, 15°x50°
LAMP LIFE	50,000 hrs
MOUNTING	Surface mounted
DIMENSIONS	166 x 76mm
OPERATION TEMP	-20° C - +50° C
CONTROL	On/Off, Dali
BODY COLOR	Grey, Black



### ELECTRICAL DATA

POWER CONSUMPTION	24W (530mm), 48W (1070mm)
COLORS	2700K, 3000K, 3500K, 4000K, 5000K, 5700K, 6500K
CRI	80/90
SDCM	3 Step MacAdam



Glare Louvre Asymmetric

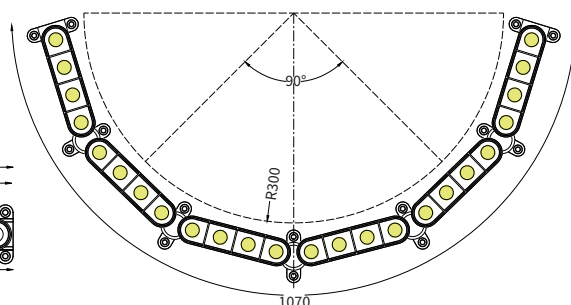
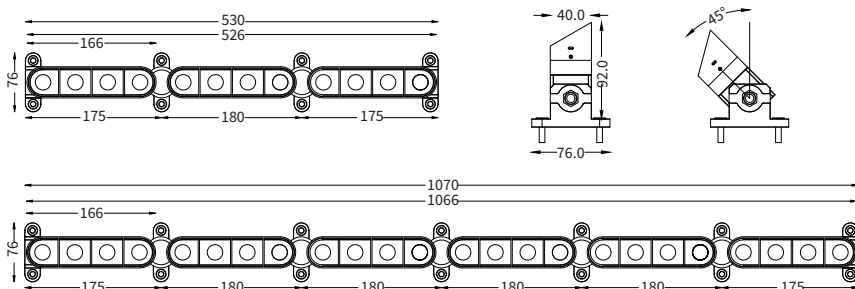


Glare Louvre Symmetric

### LUMENS (DELIVERED)

Modules	Fixture Length	Lumens (3000°K)
3	530mm	24W - 2160 lm
6	1070mm	48W - 4320 lm

### DIMENSIONS



Max Bending Radius 300mm

### ORDERING LOGIC

PRODUCT	MODULE/LENGTH	WATTAGE	COLOR TEMPERATURE	BEAM ANGLE	VOLTAGE	CONTROLS	FINISH	ACCESSORIES	
FGC-M	3 - 530mm	24 - 24W (530mm)	(CT27)	2700K	10 - 10°	AC - 220-240V AC	SW - On/Off	BK - Black (RAL 9011) WH - White (RAL 9010) GR - Alu. Grey (RAL 9006) XX - Custom	GLA - Glare Louvre Asymmetric GLS - Glare Louvre Symmetric NA - No Accessory
			(CT30)	3000K	20 - 20°				
	(CT35)	3500K	40 - 40°						
	(CT40)	4000K	60 - 60°						
	(CT50)	5000K	15x50 - 15°x50°						
	(CT57)	5700K							
	(CT65)	6500K							

Sample: FGC-M - 3 - 24 - CT27 - 10 - AC - SW - BK - GLA

# FLEX GRAZER CURVE MONO

## FGC-M

Mono IP66 CE

### REMOTE DALI DIMMABLE CONSTANT CURRENT DRIVER BOX WIRING DIAGRAM

