

ATHENA TRACK LIGHT SPEC SHEET



AT-TR



IP20
NON-WATER
PROOF



UGR
<17

Athena is a high-performance, architectural, LED track light designed to deliver high contrast, accent, or uniform ambient lighting. A unique segmented reflector and glare mitigation lens delivers the highest quality in beam control and lighting performance, complete with an integral driver. Athena comes with an adapter suitable for 3-wire, single circuit tracks. The light head pivots through 90° and rotates through 355°. The housing is made of die-cast aluminum, and finished with a powder coat. The frosted lens is standard, and the clear glass lens is optional. The lumen output is based on 3000K CCT, with CRI >90.



FEATURES

OPERATING TEMPERATURE	-40°C to 60°C / -40°F to 140°F
CONTROL	TRIAC Dimming
COLORS	3000K, 3500K, 4000K (10W, 20W and 30W CCT Selectable) (40W and 50W Single CCT)
WARRANTY	CE and cETL with 5 year warranty

1 LED
LED Quantity

V 120V
Operating Voltage

W 10W / 20W / 30W / 40W / 50W
Rated power

ELECTRICAL DATA

AVAILABLE WATTAGES	10W / 20W / 30W / 40W / 50W
EFFICACY	120 lm / W
OPERATING VOLTAGE	120V
CRI	>90

COLOR FINISHING

White Finishing
RAL 9003



Black Finishing
RAL 9005



Grey Finishing
RAL 9006



BIRCH LARGE PENDANT SPEC SHEET

AT-TR-120V-10W



PRODUCT INFORMATION (10W)

INSTALLATION	Track 3 wire, 1 circuit
MATERIAL	Aluminum
FINISH	Powder coat (White / Black / Grey)
SYSTEM POWER (W)	10 W
FIXTURE LUMEN OUTPUT (lm)	900 lm
SYSTEM EFFICIENCY (lm/W)	90 lm/W
LED DRIVER	Integrated



LIGHT SOURCE INFORMATION

LED TYPE	COB
LED POWER CONSUMPTION	10
LUMEN OUTPUT 3000K CRI 80 (lm)	1200 lm
LED EFFICIENCY (lm/W)	120 lm/W

PACKAGING

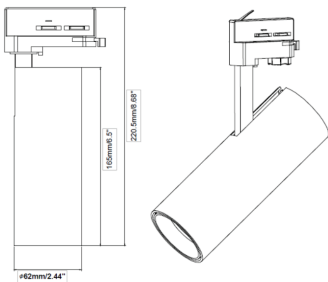
NEW WEIGHT LAMP (kg/lb)	0.44 / 0.97
GROSS WEIGHT CARTON (kg/lb)	9.84 / 21.69
MASTER CARTON DIMENSIONS (mm/in)	400 x 210 x 278 / 15.75 x 8.27 x 10.94
QUANTITY PER CARTON	12

ORDERING LOGIC

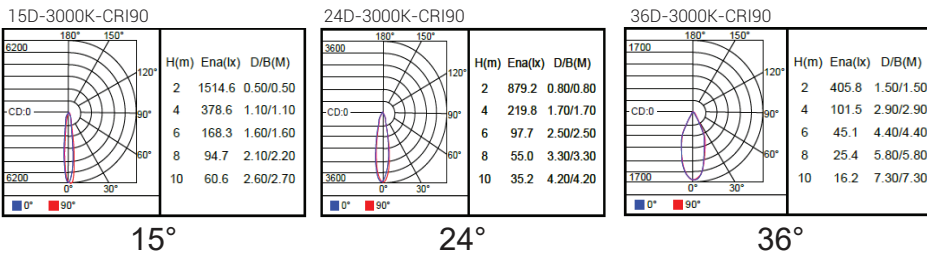
PRODUCT SERIES	TYPE	VOLTAGE	POWER	COLOR TEMPERATURE	DIMMING	BEAM ANGLES	FINISH	LENS	ACCESSORIES
AT	TR - Track Light	120V - 120V	10W - 10 WATTS	CT30 - 3000K CT35 - 3500K CT40 - 4000K (Selectable)	TRI - TRIAC	15D - 15° 24D - 24° 36D - 36°	WH - White BK - Black GR - Grey	FR - Frosted (Standard) CL - Clear (Optional)	NA - No Accessories HC - Honey Comb SNT - Shoot

Sample: AT-TR-120V-10W-CT30-TRI-15D-WH-FR-NA

DIMENSIONS



DIAGRAM



BIRCH LARGE PENDANT SPEC SHEET

AT-TR-120V-20W



PRODUCT INFORMATION (20W)

INSTALLATION	Track 3 wire, 1 circuit
MATERIAL	Aluminum
FINISH	Powder coat (White / Black / Grey)
SYSTEM POWER (W)	20 W
FIXTURE LUMEN OUTPUT (lm)	1800 lm
SYSTEM EFFICIENCY (lm/W)	90 lm/W
LED DRIVER	Integrated

LIGHT SOURCE INFORMATION

LED TYPE	COB
LED POWER CONSUMPTION	20
LUMEN OUTPUT 3000K CRI 80 (lm)	2400 lm
LED EFFICIENCY (lm/W)	120 lm/W

PACKAGING

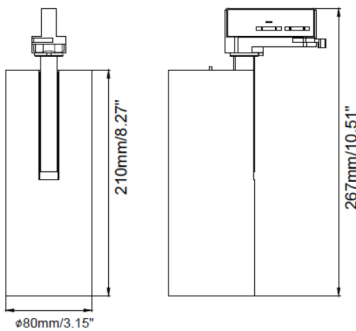
NEW WEIGHT LAMP (kg/lb)	0.82 / 1.81
GROSS WEIGHT CARTON (kg/lb)	14.5 / 32.12
MASTER CARTON DIMENSIONS (mm/in)	440 x 335 x 370 / 17.32 x 13.19 x 14.57
QUANTITY PER CARTON	12

ORDERING LOGIC

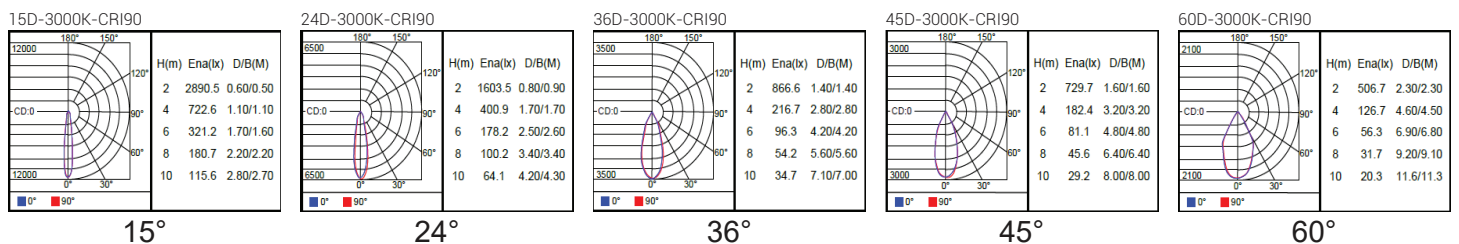
PRODUCT SERIES	TYPE	VOLTAGE	POWER	COLOR TEMPERATURE	DIMMING	BEAM ANGLES	FINISH	LENS	ACCESSORIES
AT	TR - Track Light	120V - 120V	20W - 20 WATTS	CT30 - 3000K CT35 - 3500K CT40 - 4000K (Selectable)	TRI - TRIAC	15D - 15° 24D - 24° 36D - 36° 45D - 45° 60D - 60°	WH - White BK - Black GR - Grey	FR - Frosted (Standard) CL - Clear (Optional)	NA - No Accessories HC - Honey Comb SNT - Shoot

Sample: AT-TR-120V-20W-CT30-TRI-15D-WH-FR-NA

DIMENSIONS



DIAGRAM



BIRCH LARGE PENDANT SPEC SHEET

AT-TR-120V-30W



PRODUCT INFORMATION (30W)

INSTALLATION	Track 3 wire, 1 circuit
MATERIAL	Aluminum
FINISH	Powder coat (White / Black / Grey)
SYSTEM POWER (W)	30 W
FIXTURE LUMEN OUTPUT (lm)	2700 lm
SYSTEM EFFICIENCY (lm/W)	90 lm/W
LED DRIVER	Integrated

LIGHT SOURCE INFORMATION

LED TYPE	COB
LED POWER CONSUMPTION	30
LUMEN OUTPUT 3000K CRI 80 (lm)	3600 lm
LED EFFICIENCY (lm/W)	120 lm/W

PACKAGING

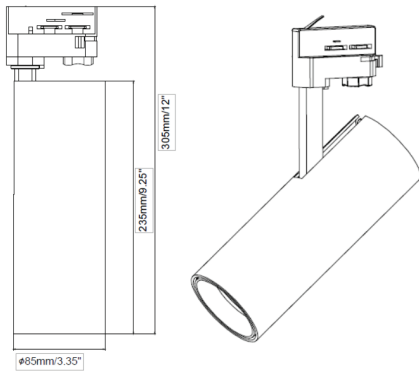
NEW WEIGHT LAMP (kg/lb)	1.25 / 2.76
GROSS WEIGHT CARTON (kg/lb)	17.76 / 39.15
MASTER CARTON DIMENSIONS (mm/in)	440 x 335 x 370 / 17.32 x 13.19 x 14.57
QUANTITY PER CARTON	12

ORDERING LOGIC

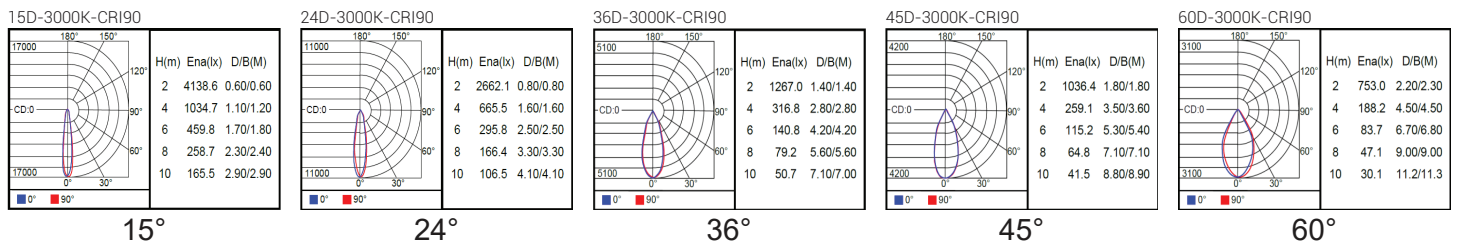
PRODUCT SERIES	TYPE	VOLTAGE	POWER	COLOR TEMPERATURE	DIMMING	BEAM ANGLES	FINISH	LENS	ACCESSORIES
AT	TR - Track Light	120V - 120V	30W - 30 WATTS	CT30 - 3000K CT35 - 3500K CT40 - 4000K (Selectable)	TRI - TRIAC	15D - 15° 24D - 24° 36D - 36° 45D - 45° 60D - 60°	WH - White BK - Black GR - Grey	FR - Frosted (Standard) CL - Clear (Optional)	NA - No Accessories HC - Honey Comb SNT - Shoot

Sample: AT-TR-120V-30W-CT30-TRI-15D-WH-FR-NA

DIMENSIONS



DIAGRAM



BIRCH LARGE PENDANT SPEC SHEET

AT-TR-120V-40W



PRODUCT INFORMATION (40W)

INSTALLATION	Track 3 wire, 1 circuit
MATERIAL	Aluminum
FINISH	Powder coat (White / Black / Grey)
SYSTEM POWER (W)	40 W
FIXTURE LUMEN OUTPUT (lm)	3600 lm
SYSTEM EFFICIENCY (lm/W)	90 lm/W
LED DRIVER	Integrated

LIGHT SOURCE INFORMATION

LED TYPE	COB
LED POWER CONSUMPTION	40
LUMEN OUTPUT 3000K CRI 80 (lm)	4800 lm
LED EFFICIENCY (lm/W)	120 lm/W

PACKAGING

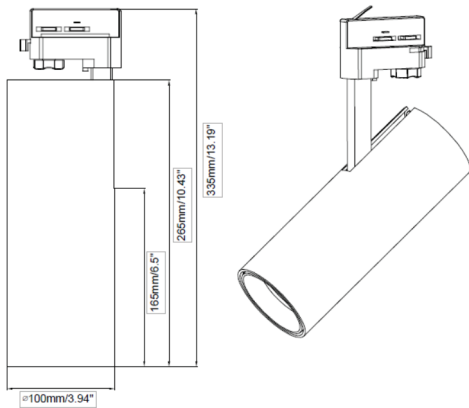
NEW WEIGHT LAMP (kg/lb)	1.63 / 3.59
GROSS WEIGHT CARTON (kg/lb)	18.05 / 39.79
MASTER CARTON DIMENSIONS (mm/in)	440 x 335 x 370 / 17.32 x 13.19 x 14.57
QUANTITY PER CARTON	12

ORDERING LOGIC

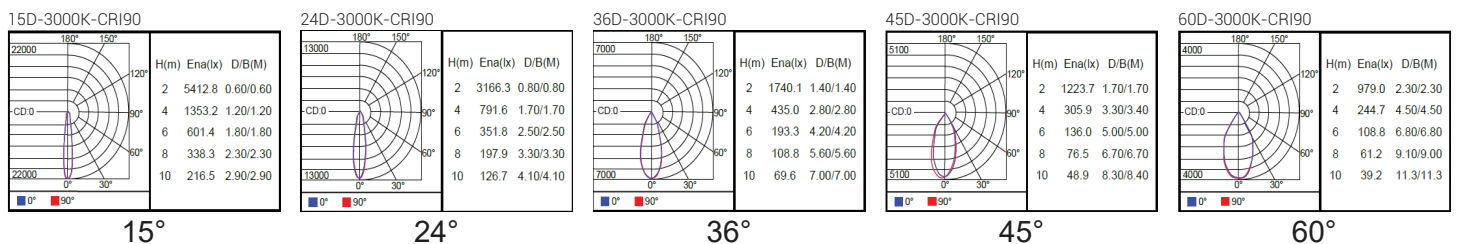
PRODUCT SERIES	TYPE	VOLTAGE	POWER	COLOR TEMPERATURE	DIMMING	BEAM ANGLES	FINISH	LENS	ACCESSORIES
AT	TR - Track Light	120V - 120V	40W - 40 WATTS	CT30 - 3000K CT35 - 3500K CT40 - 4000K	TRI - TRIAC	15D - 15° 24D - 24° 36D - 36° 45D - 45° 60D - 60°	WH - White BK - Black GR - Grey	FR - Frosted (Standard) CL - Clear (Optional)	NA - No Accessories HC - Honey Comb SNT - Shoot

Sample: AT-TR-120V-40W-CT30-TRI-15D-WH-FR-NA

DIMENSIONS



DIAGRAM



BIRCH LARGE PENDANT SPEC SHEET

AT-TR-120V-50W



PRODUCT INFORMATION (50W)

INSTALLATION	Track 3 wire, 1 circuit
MATERIAL	Aluminum
FINISH	Powder coat (White / Black / Grey)
SYSTEM POWER (W)	50 W
FIXTURE LUMEN OUTPUT (lm)	4500 lm
SYSTEM EFFICIENCY (lm/W)	90 lm/W
LED DRIVER	Integrated

LIGHT SOURCE INFORMATION

LED TYPE	COB
LED POWER CONSUMPTION	50
LUMEN OUTPUT 3000K CRI 80 (lm)	6000 lm
LED EFFICIENCY (lm/W)	120 lm/W

PACKAGING

NEW WEIGHT LAMP (kg/lb)	1.63 / 3.59
GROSS WEIGHT CARTON (kg/lb)	18.05 / 39.79
MASTER CARTON DIMENSIONS (mm/in)	440 x 335 x 370 / 17.32 x 13.19 x 14.57
QUANTITY PER CARTON	12

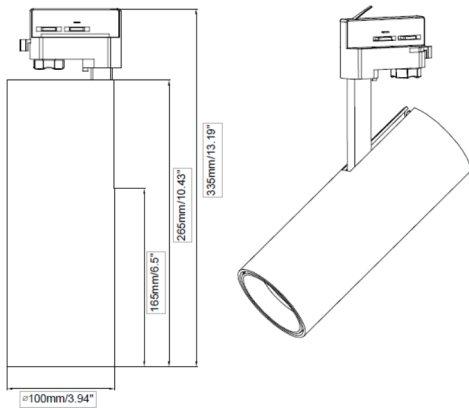


ORDERING LOGIC

PRODUCT SERIES	TYPE	VOLTAGE	POWER	COLOR TEMPERATURE	DIMMING	BEAM ANGLES	FINISH	LENS	ACCESSORIES
AT	TR - Track Light	120V - 120V	50W - 50 WATTS	CT30 - 3000K CT35 - 3500K CT40 - 4000K	TRI - TRIAC	15D - 15° 24D - 24° 36D - 36° 45D - 45° 60D - 60°	WH - White BK - Black GR - Grey	FR - Frosted (Standard) CL - Clear (Optional)	NA - No Accessories HC - Honey Comb SNT - Shoot

Sample: AT-TR-120V-50W-CT30-TRI-15D-WH-FR-NA

DIMENSIONS



DIAGRAM

