

POLO

POL 140

Mono IP66 CE

YYZ Polo is a high brightness luminaire in power LED version providing precision optical systems which gives very low glare rating, while reducing light pollution and specially designed for landscapes and in unique structural design shape. These luminaires are designed to offer functional, a wide range of lighting solutions and dramatic highlighting of the architectural facades, landscapes, trees through the superior finishing as well highest efficiency with a long service life. This exterior ground spike luminaires are made in aluminum body and can achieve the desired effect in a wide range of applications with high quality optical systems and for direct lighting.

FEATURES

MATERIAL	Aluminum
FINISH	Black
RATED POWER	40W, 45W, 48W, 54W
WORKING VOLTAGE	110-220V ac
BEAM ANGLE	10°, 15°, 25°, 30°, 45°, 55°, 28°x38°, 15°x50°, 20°x45°
MOUNTING	Spike, Pole mounted
CONNECTION	Outdoor rated connections
LAMP LIFE	50,000 hrs
DIMENSIONS	Ø138 x 230, 256, 279mm
OPERATION TEMP	-20° C - +50° C
CONTROL	On/Off, Dali, Triac, 1-10V



CREE / CITELED
LED Quality

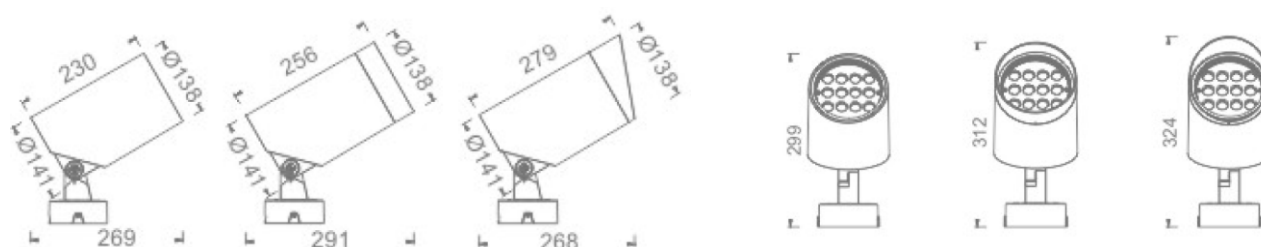
220V AC
Working Voltage

40W, 45W, 48W, 54W
Rated power

ELECTRICAL DATA

POWER CONSUMPTION	40, 45, 48, 54 W
SUPPLY VOLTAGE	220V ac
COLORS	2700K, 3000K, 4000K, 5000K, 6000K
CRI	80, 90

DIMENSIONS



ORDERING LOGIC

PRODUCT	WATTAGE	BEAM ANGLE	COLOR TEMPERATURE	VOLTAGE	FINISH	CUSTOM
POL 140	40 - 40W	10°	(CT27) 2700K	AC - 220V AC	BK - Black	XX - XX
	45 - 45W	15°	(CT30) 3000K		XX - Custom	
	48 - 48W	25°	(CT40) 4000K			
	54 - 54W	30°	(CT50) 5000K			
		45°	(CT60) 6000K			
		55°				
		28x38°	28°x38°			
		15x50°	15°x50°			
		20x45°	20°x45°			

Sample:POL 140 - 40 - 10 - CT 27 - AC - BK - XX

POLO

POL 140

RGB IP66 CE

YYZ Polo is a high brightness luminaire in power LED version providing precision optical systems which gives very low glare rating, while reducing light pollution and specially designed for landscapes and in unique structural design shape. These luminaires are designed to offer functional, a wide range of lighting solutions and dramatic highlighting of the architectural facades, landscapes, trees through the superior finishing as well highest efficiency with a long service life. This exterior ground spike luminaires are made in aluminum body and can achieve the desired effect in a wide range of applications with high quality optical systems and for direct lighting.

FEATURES

MATERIAL	Aluminum
FINISH	Black
RATED POWER	36W
WORKING VOLTAGE	110-220V ac, 24v dc
BEAM ANGLE	40°, 50°, 60°, 65°, 75°
MOUNTING	Spike, Pole mounted
CONNECTION	Outdoor rated connections
LAMP LIFE	50,000 hrs
DIMENSIONS	Ø138 x 230, 256, 279mm
OPERATION TEMP	-20° C - +50° C
CONTROL	On/Off, Dali, Triac, 1-10V



CREE / CITELED
LED Quality

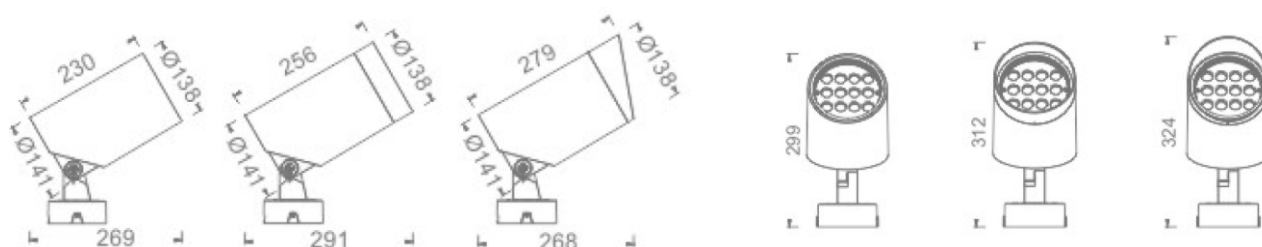
220V AC/24V DC
Working Voltage

36W
Rated power

ELECTRICAL DATA

POWER CONSUMPTION	36W
SUPPLY VOLTAGE	220V ac, 24V dc
COLORS	RGB
CRI	80, 90

DIMENSIONS



ORDERING LOGIC

PRODUCT	WATTAGE	BEAM ANGLE	COLOR TEMPERATURE	VOLTAGE	FINISH	CUSTOM
POL 140	36 - 36W	40 - 40°	(RGB) RGB	DC - 24V DC	BK - Black	XX - XX
		50 - 50°		AC - 220V AC	XX - Custom	
		60 - 60°				
		65 - 65°				
		75 - 75°				

Sample: POL 140 - 36 - 40 - RGB - DC - BK - XX

POLO

POL 140

RGBW IP66 CE

YYZ Polo is a high brightness luminaire in power LED version providing precision optical systems which gives very low glare rating, while reducing light pollution and specially designed for landscapes and in unique structural design shape. These luminaires are designed to offer functional, a wide range of lighting solutions and dramatic highlighting of the architectural facades, landscapes, trees through the superior finishing as well highest efficiency with a long service life. This exterior ground spike luminaires are made in aluminum body and can achieve the desired effect in a wide range of applications with high quality optical systems and for direct lighting.

FEATURES

MATERIAL	Aluminum
FINISH	Black
RATED POWER	54W, 72W
WORKING VOLTAGE	220V ac, 24v dc
BEAM ANGLE	40°, 50°, 60°, 65°, 75°
MOUNTING	Spike, Pole mounted
CONNECTION	Outdoor rated connections
LAMP LIFE	50,000 hrs
DIMENSIONS	Ø138 x 230, 256, 279mm
OPERATION TEMP	-20° C - +50° C
CONTROL	On/Off, Dali, Triac, 1-10V



CREE / CITILED
LED Quality

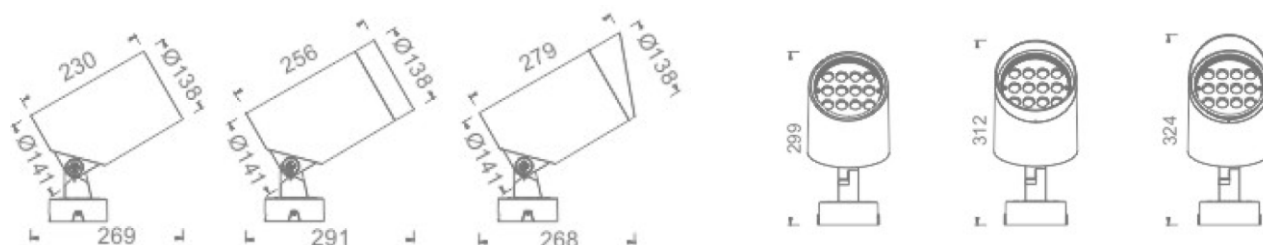
220V AC/24V DC
Working Voltage

54W/72W
Rated power

ELECTRICAL DATA

POWER CONSUMPTION	54W, 72W
SUPPLY VOLTAGE	220V ac, 24V dc
COLORS	RGBW
CRI	80, 90

DIMENSIONS



ORDERING LOGIC

PRODUCT	WATTAGE	BEAM ANGLE	COLOR TEMPERATURE	VOLTAGE	FINISH	CUSTOM
POL 140	54 - 54W	40°	(RGBW) RGBW	DC - 24V DC	BK - Black	XX - XX
	72 - 72W	50°		AC - 220V AC	XX - Custom	
		60°				
		65°				
		75°				

Sample: POL 140 - 54 - 40 - RGBW - DC - BK - XX