

## SL-VS



SL-VS is both CCT selectable and wattage selectable. It is ideal for use in mezzanines, workshops, commercial garages and warehouse environments.

The SL-VS has a 120-degree beam angle and a handy removable lens for quick cleaning. It has an efficacy of 130 lm/W. 2ft, 4ft and 8ft lengths are available. The fixture is available with either a round (standard) or square PC lens. They can be surface mounted or suspended.

Suspension kit (SP) includes 2pcs 1m aircraft cables and 1 pc 1.5m black power cable. They can be connected for continuous runs by way of an IC (inline connector) accessory.



**V** 120-347 VAC  
Operating Voltage

**W** 15/18/22/25W (2ft)  
30/36/40/50W (4ft)  
60/68/72/80W (8ft)  
Rated Power

## FEATURES

OPERATING VOLTAGES	120-347 VAC
OPERATING TEMPERATURE	-20°C to 45°C / -4°F to 113°F
CONTROL	0-10V Dimming, down to 10%
COLORS	CCT Selectable 3000K, 4000K, 5000K
WARRANTY	6 year warranty

## ELECTRICAL DATA

AVAILABLE WATTAGES	15/18/22/25W (2 ft)   30/36/40/50W (4 ft)   60/68/72/80W (8 ft)
EFFICACY	130 Lm / W
CRI	>80
STANDARD POWER CABLE	40cm (15.75")

### Application



SL-VS-2F

## PRODUCT INFORMATION

25W (Selectable)

<b>INSTALLATION</b>	Surface Mount (Standard), Suspended
<b>MATERIAL</b>	Aluminum / Polycarbonate
<b>FINISH</b>	Powder Coat
<b>SYSTEM POWER (W)</b>	15W / 18W / 22W / 25W
<b>FIXTURE LUMEN OUTPUT (lm)</b>	1950 / 2340 / 2860 / 3250
<b>SYSTEM EFFICIENCY (lm/W)</b>	130



## PACKAGING

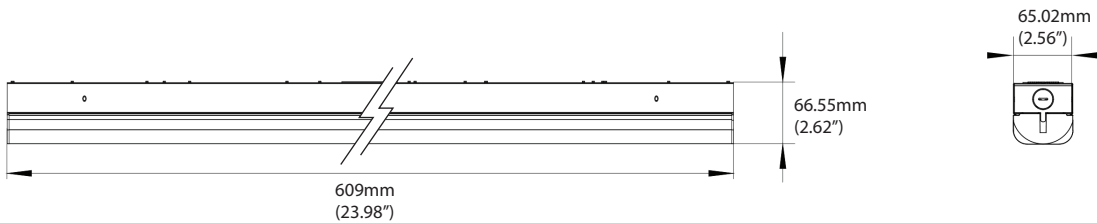
<b>NEW WEIGHT LAMP (kg/lb)</b>	4.12 / 9.1
<b>GROSS WEIGHT CARTON (kg/lb)</b>	4.88 / 10.77
<b>MASTER CARTON DIMENSIONS (mm/in)</b>	645.1x160.0x160.0 / 25.4x6.3x6.3
<b>QUANTITY PER CARTON</b>	4

## ORDERING LOGIC

PRODUCT SERIES	TYPE	VOLTAGE	POWER	CRI	COLOR TEMPERATURE		DIMMING	LENS	SIZE	FINISH	MOUNTING	ACCESSORIES
SL	VS	CUNV - 120-347V	25W - 25 WATTS	80 - 80+	(CT 30)	3000K (Selectable)	DIM - 0-10V	R - Round (Standard)	2F - 2 Feet	WH - WHITE (Standard)	CM - Ceiling Mount (Standard) SP - Suspended	NA - No Accessories IC - Inline Connectors OS - Microwave Occupancy Sensor EB - Emergency Battery WG1 - 2 Foot Wire Guard (White)
					(CT 40)	4000K (Selectable)						
					(CT 50)	5000K (Selectable)						

Sample: SL-VS-CUNV-25W-80-CT30-DIM-R-2F-WH-CM-NA

## DIMENSIONS



SL-VS-4F

## PRODUCT INFORMATION

50W (Selectable)

<b>INSTALLATION</b>	Surface Mount (Standard), Suspended
<b>MATERIAL</b>	Aluminum / Polycarbonate
<b>FINISH</b>	Powder Coat
<b>SYSTEM POWER (W)</b>	30W / 36W / 40W / 50W
<b>FIXTURE LUMEN OUTPUT (lm)</b>	3900 / 4680 / 5200 / 6500
<b>SYSTEM EFFICIENCY (lm/W)</b>	130



## PACKAGING

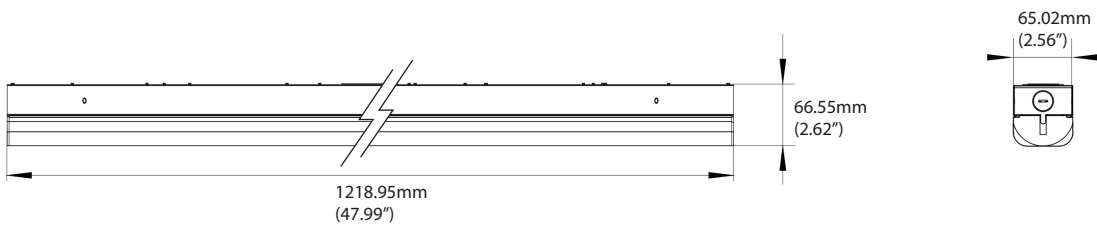
<b>NEW WEIGHT LAMP (kg/lb)</b>	6.5 / 14.48
<b>GROSS WEIGHT CARTON (kg/lb)</b>	8.7 / 19.27
<b>MASTER CARTON DIMENSIONS (mm/in)</b>	1254.7x160.0x160.0 / 49.4x6.3x6.3
<b>QUANTITY PER CARTON</b>	4

## ORDERING LOGIC

PRODUCT SERIES	TYPE	VOLTAGE	POWER	CRI	COLOR TEMPERATURE		DIMMING	LENS	SIZE	FINISH	MOUNTING	ACCESSORIES
SL	VS	CUNV - 120-347V	50W - 50 WATTS	80 - 80+	(CT 30)	3000K (Selectable)	DIM - 0-10V	R - Round (Standard)	4F - 4 Feet	WH - WHITE (Standard)	CM - Ceiling Mount (Standard) SP - Suspended	NA - No Accessories IC - Inline Connectors OS - Microwave Occupancy Sensor EB - Emergency Battery WG2 - 4 Foot Wire Guard (White)
					(CT 40)	4000K (Selectable)						
					(CT 50)	5000K (Selectable)						

Sample: SL-VS-CUNV-50W-80-CT30-DIM-R-4F-WH-CM-NA

## DIMENSIONS



# VERSA STRIP SPEC SHEET

SL-VS-8F

## PRODUCT INFORMATION

80W (Selectable)

<b>INSTALLATION</b>	Surface Mount (Standard), Suspended
<b>MATERIAL</b>	Aluminum / Polycarbonate
<b>FINISH</b>	Powder Coat
<b>SYSTEM POWER (W)</b>	60W / 68W / 72W / 80W
<b>FIXTURE LUMEN OUTPUT (lm)</b>	7800 / 8840 / 9360 / 10400
<b>SYSTEM EFFICIENCY (lm/W)</b>	130



## PACKAGING

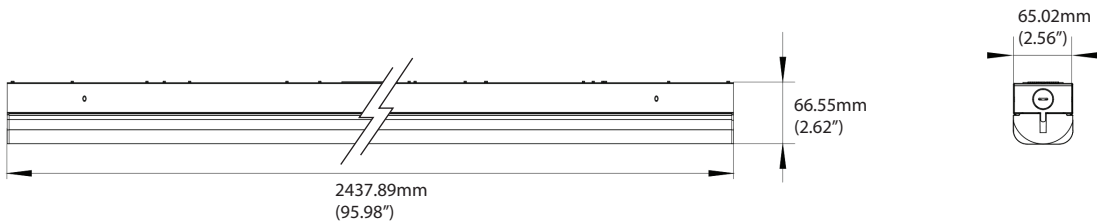
<b>NEW WEIGHT LAMP (kg/lb)</b>	13.6 / 30
<b>GROSS WEIGHT CARTON (kg/lb)</b>	16.4 / 36.31
<b>MASTER CARTON DIMENSIONS (mm/in)</b>	2474x160.0x160.0 / 97.44x6.3x6.3
<b>QUANTITY PER CARTON</b>	4

## ORDERING LOGIC

PRODUCT SERIES	TYPE	VOLTAGE	POWER	CRI	COLOR TEMPERATURE		DIMMING	LENS	SIZE	FINISH	MOUNTING	ACCESSORIES
SL	VS	CUNV - 120-347V	80W - 80 WATTS	80 - 80+	(CT 30)	3000K (Selectable)	DIM - 0-10V	R - Round (Standard)	8F - 8 Feet	WH - WHITE (Standard)	CM - Ceiling Mount (Standard) SP - Suspended	NA - No Accessories IC - Inline Connectors OS - Microwave Occupancy Sensor EB - Emergency Battery WG2 - 4 Foot Wire Guard (White) (2 Required)
					(CT 40)	4000K (Selectable)						
					(CT 50)	5000K (Selectable)						

Sample: SL-VS-CUNV-80W-80-CT30-DIM-R-8F-WH-CM-NA


## DIMENSIONS



## INSTRUCTIONS TO SELECT WATTAGE AND CCT

### SELECT WATTAGE

1. Find the "1" & "2" key (red color) on the left side of driver.
2. Use a tool to down or up the "1" & "2" key together to select the power.
3. Turn on the lights and then it works.



2ft 4 Wattages Select

4ft 4 Wattages Select

8ft 4 Wattages Select

Watt/ Key	1	2
15 w	Down	Down
18 w	Up	Down
22 w	Down	Up
25 w	Up	Up

Watt/ Key	1	2
30w	Down	Down
36 w	Down	Up
40w	Up	Down
50 w	Up	Up

Watt/ Key	1	2
60 w	Down	Down
68 w	Down	Up
72 w	Up	Down
80 w	Up	Up

Power	Current
15w	240mA
18w	310mA
22w	380mA
25w	450mA

Power	Current
30w	540mA
36w	650mA
40w	730mA
50w	850mA

Power	Current
60w	1050mA
68w	1190mA
72w	1250mA
80w	140mA

### SELECT CCT

**Increase the CCT from  
4000K up to 5700K**

5000K-One step Up the  
key to the middle

5700K- two steps Up the  
button to the top

57K  
↑  
50K  
↑  
40K



**Decrease the CCT from  
5700K down to 4000K**

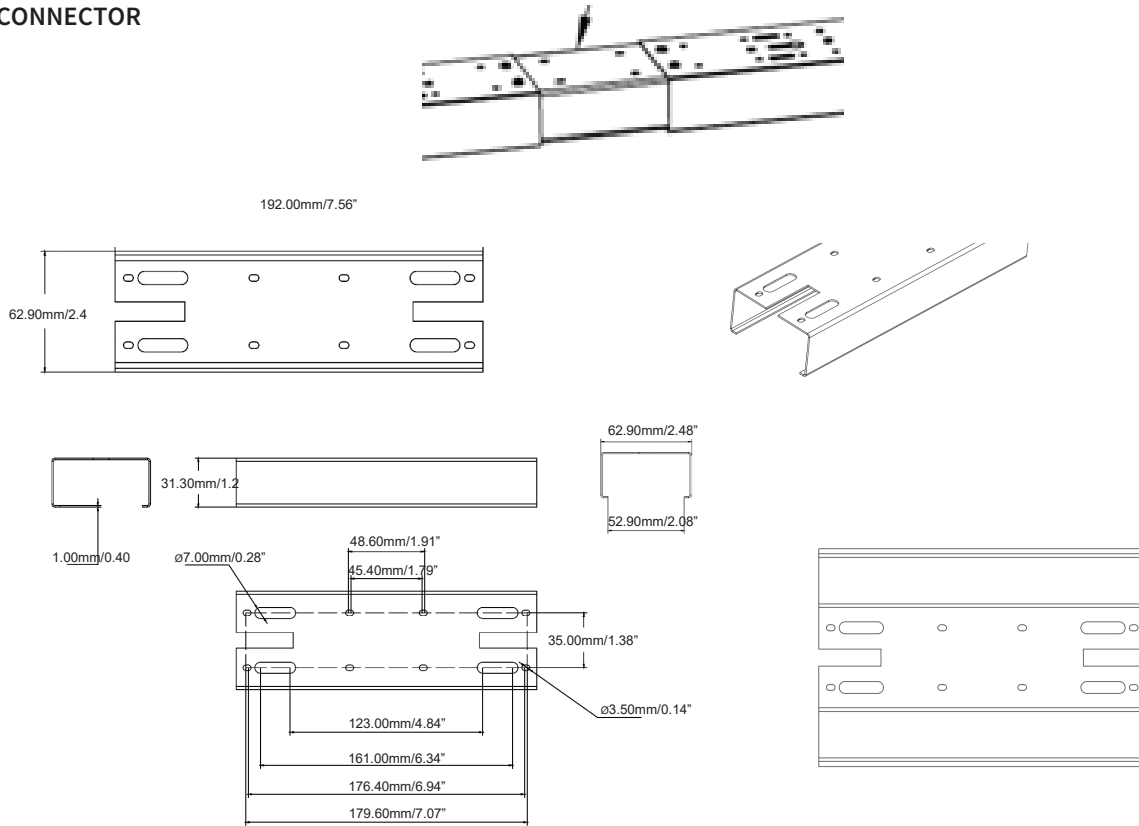
5000K-One step Down  
the key to the middle

4000K- Two steps down  
the key to the bottom


57K  
↓  
50K  
↓  
40K

## ACCESSORIES

### INLINE CONNECTOR




### MICROWAVE OCCUPANCY SENSOR



### EMERGENCY BATTERY



### WIREGUARD INSTALLATION



Position the wire guard and tighten the 4 screws by hand



Installation is complete.