

INDOOR LFX COB SERIES

LFX-I-10.00-BL-COB-Z3-480-24-CV-08-XX-1-HT-RMTLWL05



YYZ LFX COB IP20 series features excellent homogenous light, without visible light points. The COB strip is a high-density led lighting strip made by COB encapsulation, which can reduce the thermal resistance of the high-density strip circuit system, greatly improves the life of the LED, and the light flux density is high, the glare is small, and the light is uniform. These series is perfect for indirect lighting and hence used in offices, residential interiors, furniture, or places which require large luminous surface.



FEATURES

LIGHT SOURCE	COB
LED QUANTITY	480 Leds / mtr
FINISH	White PCB
WORKING VOLTAGE	24 Volts
RATED POWER	10W / mtr
RADIANCE ANGLE	180°
LAMP LIFE	50000 hrs
MOUNTING	3M tape on the back
CONNECTION	Hardwired tails
CUTTING INCREMENTS	Every 50mm
DIMENSIONS	5000 x 8mm
MAX DAISY RUN	5 mtr

- CREE**
LED Quantity
- 24VOLTS**
Working Voltage
- 10W / mtr**
Rated power
- 3M Tape on the back**
Mounting

IP 20(Indoor)



ELECTRICAL DATA

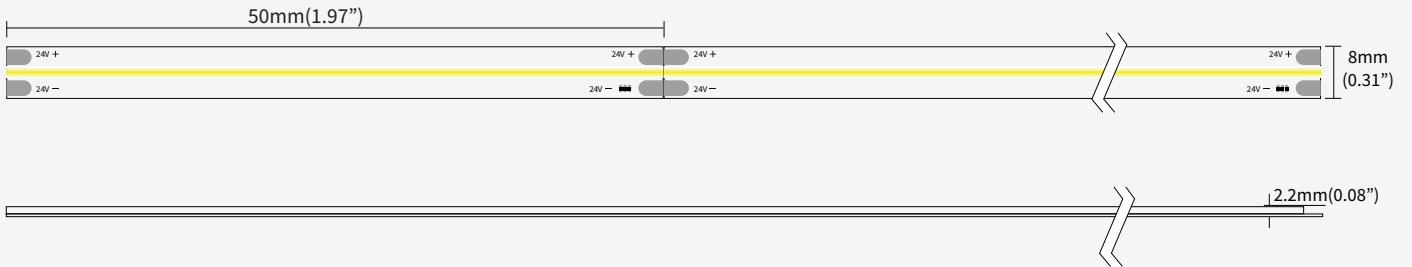
POWER CONSUMPTION	10.0W
SUPPLY VOLTAGE	24 Vdc
SUPPLY CURRENT	240V ac
COLORS	Blue

ORDERING LOGIC

PRODUCT SERIES	TYPE	POWER	COLOR TEMPERATURE	LED TYPE	BIN	NO. OF LED	VOLTAGE	CIRCUIT	PCB	CRI	NO OF LED ROWS	CONNECTION												
LFX	I - INDOOR (IP20)	10.00 - 10.0W	(BL) BLUE	COB	Z3	480 - 480 LEDs/mtr	24-24V	CV-Constant voltage	08 - 8mm	/	1	HT - Hardwired Tail IC - Indoor Connector												
<table border="1" style="width: 100%;"> <thead> <tr> <th>MODEL</th> <th>COLOR CONTROL</th> <th>LIGHT EMITTING DIRECTION</th> <th>LED POWER</th> <th>PCB COLOR</th> <th>LENGTH PER REEL</th> </tr> </thead> <tbody> <tr> <td>R - Regular</td> <td>M - Mono</td> <td>T - Top</td> <td>L - Low</td> <td>W - White</td> <td>L05 - 5mtr</td> </tr> </tbody> </table>													MODEL	COLOR CONTROL	LIGHT EMITTING DIRECTION	LED POWER	PCB COLOR	LENGTH PER REEL	R - Regular	M - Mono	T - Top	L - Low	W - White	L05 - 5mtr
MODEL	COLOR CONTROL	LIGHT EMITTING DIRECTION	LED POWER	PCB COLOR	LENGTH PER REEL																			
R - Regular	M - Mono	T - Top	L - Low	W - White	L05 - 5mtr																			

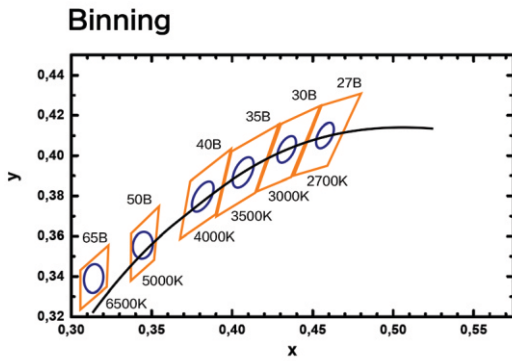
Sample: LFX - I - 10.00 - BL - COB - Z3 - 480 - 24 - CV - 08 - XX - 1 - HT - RMTLWL05

DIMENSIONS




BINNING DIAGRAM

BIN Details

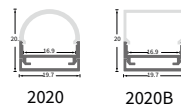


ACCESSORIES

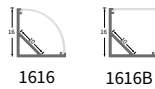
Surface mounted



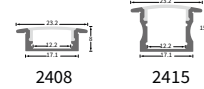
Hanging installation



Corner installation



Recessed installation



Built-in installation

