

# INDOOR LFX COB SERIES

LFX-I-08.00-CTXX-COB-Z3-320-24-CV-08-H-1-HT-RMTLWL05



YYZ LFX COB IP20 series features excellent homogenous light, without visible light points. The COB strip is a high-density led lighting strip made by COB encapsulation, which can reduce the thermal resistance of the high-density strip circuit system, greatly improves the life of the LED, and the light flux density is high, the glare is small, and the light is uniform. These series is perfect for indirect lighting and hence used in offices, residential interiors, furniture, or places which require large luminous surface.



## FEATURES

|                    |                     |
|--------------------|---------------------|
| LIGHT SOURCE       | COB                 |
| LED QUANTITY       | 320 Leds / mtr      |
| FINISH             | White PCB           |
| WORKING VOLTAGE    | 24 Volts            |
| RATED POWER        | 8W / mtr            |
| RADIANCE ANGLE     | 180°                |
| LAMP LIFE          | 50000 hrs           |
| MOUNTING           | 3M tape on the back |
| CONNECTION         | Hardwired tails     |
| CUTTING INCREMENTS | Every 50mm          |
| DIMENSIONS         | 5000 x 8mm          |
| MAX DAISY RUN      | 5 mtr               |

- CREE**  
LED Quantity
- 24VOLTS**  
Working Voltage
- 8W / mtr**  
Rated power
- 3M Tape on the back**  
Mounting

IP 20(Indoor)



## ELECTRICAL DATA

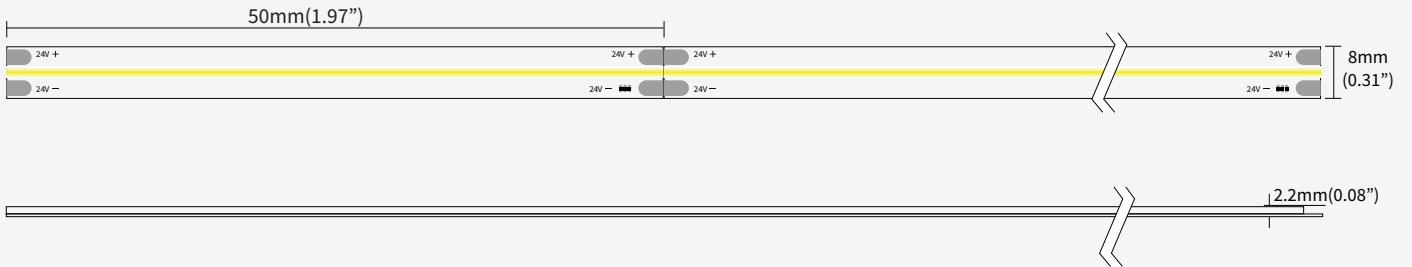
|                   |                                   |
|-------------------|-----------------------------------|
| POWER CONSUMPTION | 8.0W                              |
| SUPPLY VOLTAGE    | 24 Vdc                            |
| SUPPLY CURRENT    | 240V ac                           |
| COLORS            | 2700K, 3000K, 4000K, 5000K, 6000K |
| CRI               | >90                               |
| LUMEN             | 800-1000lm                        |

## ORDERING LOGIC

| PRODUCT SERIES   | TYPE              | POWER                    | COLOR TEMPERATURE  | LED TYPE  | BIN             | NO. OF LED         | VOLTAGE | CIRCUIT             | PCB      | CRI           | NO OF LED ROWS | CONNECTION                                   |       |               |                          |           |           |                 |             |          |         |         |           |            |
|--|-------------------|--------------------------|--|-----------|-----------------|--------------------|---------|---------------------|----------|---------------|----------------|--|-------|---------------|--------------------------|-----------|-----------|-----------------|-------------|----------|---------|---------|-----------|------------|
| LFX  | I - INDOOR (IP20) | 08.00 - 8.0W             | (CT27) 2700K<br>(CT30) 3000K<br>(CT40) 4000K<br>(CT50) 5000K<br>(CT60) 6000K | COB       | Z3              | 320 - 320 LEDs/mtr | 24-24V  | CV-Constant voltage | 08 - 8mm | H - HIGH (90) | 1              | HT - Hardwired Tail<br>IC - Indoor Connector |       |               |                          |           |           |                 |             |          |         |         |           |            |
| <table border="1"> <thead> <tr> <th>MODEL</th> <th>COLOR CONTROL</th> <th>LIGHT EMITTING DIRECTION</th> <th>LED POWER</th> <th>PCB COLOR</th> <th>LENGTH PER REEL</th> </tr> </thead> <tbody> <tr> <td>R - Regular</td> <td>M - Mono</td> <td>T - Top</td> <td>L - Low</td> <td>W - White</td> <td>L05 - 5mtr</td> </tr> </tbody> </table> |                   |                          |  |           |                 |                    |         |                     |          |               |                |  | MODEL | COLOR CONTROL | LIGHT EMITTING DIRECTION | LED POWER | PCB COLOR | LENGTH PER REEL | R - Regular | M - Mono | T - Top | L - Low | W - White | L05 - 5mtr |
| MODEL  | COLOR CONTROL     | LIGHT EMITTING DIRECTION | LED POWER  | PCB COLOR | LENGTH PER REEL |                    |         |                     |          |               |                |  |       |               |                          |           |           |                 |             |          |         |         |           |            |
| R - Regular  | M - Mono          | T - Top                  | L - Low  | W - White | L05 - 5mtr      |                    |         |                     |          |               |                |  |       |               |                          |           |           |                 |             |          |         |         |           |            |

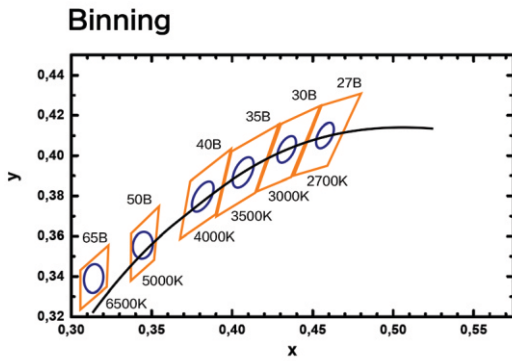
Sample: LFX - I - 08.00 - CT 27 - COB - Z3 - 320 - 24 - CV - 08 - H - 1 - HT - RMTLWL05

## DIMENSIONS




## BINNING DIAGRAM

BIN Details

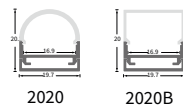


## ACCESSORIES

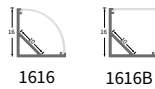
Surface mounted



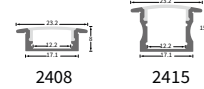
Hanging installation



Corner installation



Recessed installation



Built-in installation

