

OUTDOOR LFX SPEC SHEET - ECO SERIES

LFX-U-07.20-CTXX-2835-X5-60-24V-CV-10-N-1-HT-RMTLWL05



3M TAPE **IP68** OUTDOOR



CE 7.2W



YYZ LFX IP68 series are flexible linear LED light strip is simple, effective solution for a wide range of lighting applications where crisp, single-color light is desired. This strip is waterproof and can be used for landscape or exterior lighting like fountains or pool decor allowing you to have strong vivid LED lighting effects. This strip has the highest ingress protection rating for our LED strips.

FEATURES

LIGHT SOURCE	2835 Led
LED QUANTITY	60 Leds / mtr
FINISH	White PCB
WORKING VOLTAGE	24 Volts
RATED CURRENT	200mA / mtr
RATED POWER	7.2W / mtr
RADIANCE ANGLE	120°
LAMP LIFE	30000 hrs
MOUNTING	3M tape on the back
CONNECTION	Hardwired tails
CUTTING INCREMENTS	Every 100 mm/ 6 Leds
DIMENSIONS	8, 10mm X 5000mm X 5.3mm(PCB)
MAX DAISY RUN	5 mtr
TYPICAL LUMENS	100lm/W



60 LEDs / mtr
LED Quality

24VOLTS
Working Voltage

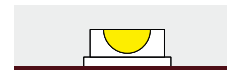
7.2W / mtr
Rated power

3M Tape on the back
Mounting

ELECTRICAL DATA

POWER CONSUMPTION	7.20W
SUPPLY VOLTAGE	24 Volts
SUPPLY CURRENT	200mA
BINNING TOLERANCE	2250K-2475K (BIN:22B) / 2700K-2830K (BIN:WK2,WP2) / 2830K-3040K (BIN:WK3,WP3) / 3900K-4258K (BIN:NK2,NP2) / 6000K-7034K (BIN:PK5,PK6)
COLORS	White: 2200K / 2700K / 3000K / 3500K / 4000K / 5000K / 6000K Unique colors: Red / Green / Blue / Custom
CRI	80
LEDS / 3.3FT	60

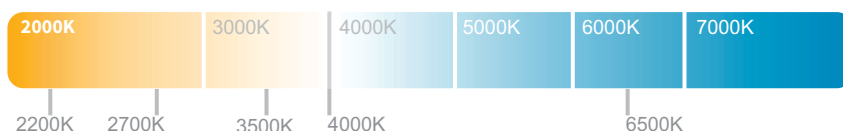
IP 68(Outdoor)



Not for permanent submersion.

COLOR TEMPERATURE DATA

White	Lumens/mtr		Colors	Lumens/mtr	
2200K (CT 22)	629	(CT 22)	RED (CT RD)	244	(CT RD)
2700K (CT 27)	642	(CT 27)	BLUE (CT BL)	105	(CT BL)
3000K (CT 30)	663	(CT 30)	GREEN (CT GR)	632	(CT GR)
3500K (CT 35)	677	(CT 35)	CUSTOM (## ##)		
4000K (CT 40)	698	(CT 40)			
5000K (CT 50)	712	(CT 50)			
6000K (CT 60)	733	(CT 60)			



OUTDOOR LFX SPEC SHEET - ECO SERIES

LFX-U-07.20-CTXX-2835-X5-60-24V-CV-10-N-1-HT-RMTLWL05

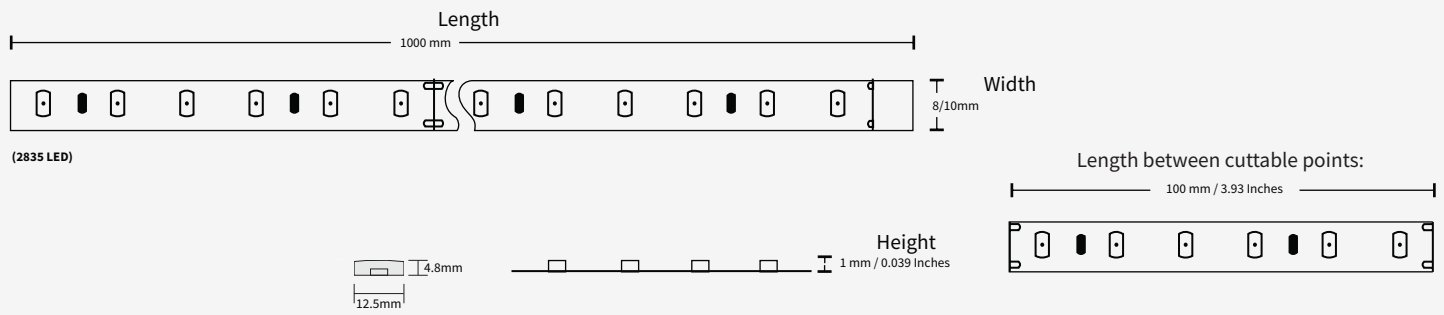
ORDERING LOGIC

PRODUCT SERIES	TYPE	POWER	COLOR TEMPERATURE	LED TYPE	BIN	NO. OF LED	VOLTAGE	CIRCUIT	PCB	CRI	NO OF LED ROWS	CONNECTION
LFX	U - OUTDOOR (IP68)	07.20 - 7.2W	(CT22) 2200K (CT27) 2700K (CT30) 3000K (CT35) 3500K (CT40) 4000K (CT50) 5000K (CT60) 6000K (CTRD) RED (CTGR) GREEN (CTBL) BLUE (####) Custom	2835	X5	60 - 60 LEDs/mtr	24-24V	CV-Constant voltage	08 - 8mm 10 - 10mm	N - HIGH (80)	1	HT - Hardwired Tail IC - Indoor Connector

MODEL	COLOR CONTROL	LIGHT EMITTING DIRECTION	LED POWER	PCB COLOR	LENGTH PER REEL
R - Regular	M - Mono	T - Top	L - Low	W - White B - Black	L05 - 5mtr

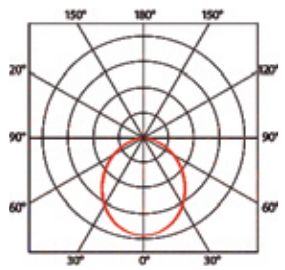
Sample: LFX - U - 07.20 - CT XX - 2835 - X5 - 60 - 24 - CV - 08 - N - 1 - HT - RMTLWL05

DIMENSIONS

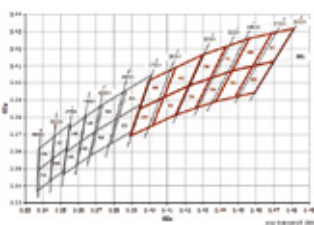


DIAGRAM

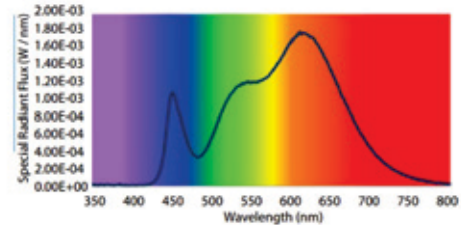
Polar Curve



BIN Details (CIE 1931)



Spectral Radiant Flux V S Wavelength



* To be installed with suitable aluminum extrusion for heat dissipation.