

# OUTDOOR LFX SPEC SHEET - DELUXE SERIES

LFX-U-04.80-CTXX-2835-Z3-120-24V-CV-10-H-1-HT-RMTLWL05



YYZ LFX IP68 series are flexible linear LED light strip is simple, effective solution for a wide range of lighting applications where crisp, single-color light is desired. This strip is waterproof and can be used for landscape or exterior lighting like fountains or pool decor allowing you to have strong vivid LED lighting effects. This strip has the highest ingress protection rating for our LED strips.

## FEATURES

|                    |                               |
|--------------------|-------------------------------|
| LIGHT SOURCE       | 2835 Led                      |
| LED QUANTITY       | 120 Leds / mtr                |
| FINISH             | White PCB                     |
| WORKING VOLTAGE    | 24 Volts                      |
| RATED CURRENT      | 200mA / mtr                   |
| RATED POWER        | 4.8W / mtr                    |
| RADIANCE ANGLE     | 120°                          |
| LAMP LIFE          | 30000 hrs                     |
| MOUNTING           | 3M tape on the back           |
| CONNECTION         | Hardwired tails               |
| CUTTING INCREMENTS | Every 50 mm/ 6 Leds           |
| DIMENSIONS         | 8, 10mm X 5000mm X 5.3mm(PCB) |
| MAX DAISY RUN      | 5 mtr                         |
| TYPICAL LUMENS     | 100lm/W                       |

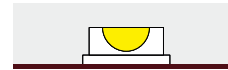


- 120 LEDs / mtr**  
LED Quality
- 24VOLTS**  
Working Voltage
- 4.8W / mtr**  
Rated power
- 3M Tape on the back**  
Mounting

## ELECTRICAL DATA

|                   |   |
|-------------------|---|
| POWER CONSUMPTION | 4.80W   |
| SUPPLY VOLTAGE    | 24 Volts  |
| SUPPLY CURRENT    | 200mA   |
| BINNING TOLERANCE | 2250K-2475K (BIN:22B) / 2700K-2830K (BIN:WK2,WP2) / 2830K-3040K (BIN:WK3,WP3) / 3900K-4258K (BIN:NK2,NP2) / 6000K-7034K (BIN:PK5,PK6) |
| COLORS            | White: 2200K / 2700K / 3000K / 3500K / 4000K / 5000K / 6000K<br>Unique colors: Red / Green / Blue / Custom                            |
| CRI               | 90  |
| LEDS / 3.3FT      | 120   |


IP 68(Outdoor)



Not for permanent submersion.

## COLOR TEMPERATURE DATA

| White         | Lumens/mtr |         | Colors         | Lumens/mtr |         |
|---------------|------------|---------|----------------|------------|---------|
| 2200K (CT 22) | 419        | (CT 22) | RED (CT RD)    | 165        | (CT RD) |
| 2700K (CT 27) | 429        | (CT 27) | BLUE (CT BL)   | 86         | (CT BL) |
| 3000K (CT 30) | 442        | (CT 30) | GREEN (CT GR)  | 451        | (CT GR) |
| 3500K (CT 35) | 452        | (CT 35) | CUSTOM (## ##) |            |         |
| 4000K (CT 40) | 466        | (CT 40) |                |            |         |
| 5000K (CT 50) | 475        | (CT 50) |                |            |         |
| 6000K (CT 60) | 489        | (CT 60) |                |            |         |



# OUTDOOR LFX SPEC SHEET - DELUXE SERIES

LFX-U-04.80-CTXX-2835-Z3-120-24V-CV-10-H-1-HT-RMTLWL05

## ORDERING LOGIC

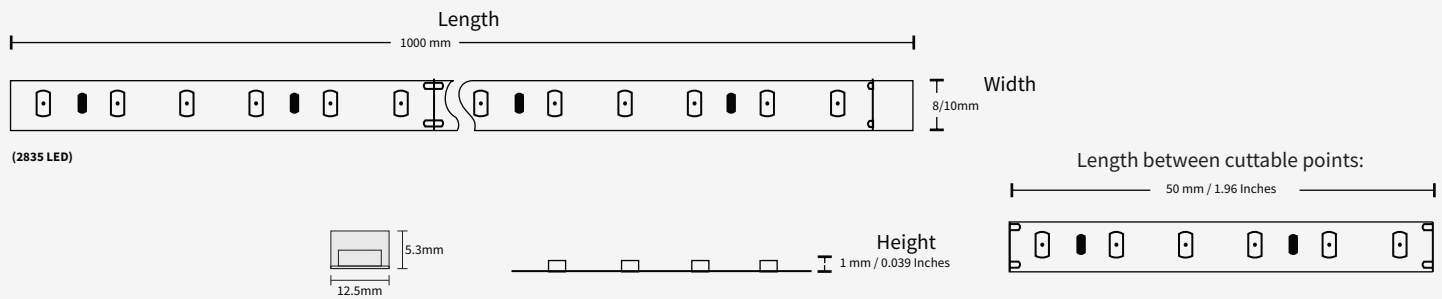
| PRODUCT SERIES | TYPE               | POWER        | COLOR TEMPERATURE  | LED TYPE | BIN | NO. OF LED         | VOLTAGE | CIRCUIT             | PCB                   | CRI           | NO OF LED ROWS | CONNECTION                                   |
|----------------|--------------------|--------------|--|----------|-----|--------------------|---------|---------------------|-----------------------|---------------|----------------|--|
| LFX            | U - OUTDOOR (IP68) | 04.80 - 4.8W | (CT22) 2200K<br>(CT27) 2700K<br>(CT30) 3000K<br>(CT35) 3500K<br>(CT40) 4000K<br>(CT50) 5000K<br>(CT60) 6000K<br>(CTRD) RED<br>(CTGR) GREEN<br>(CTBL) BLUE<br>(####) Custom | 2835     | Z3  | 120 - 120 LEDs/mtr | 24-24V  | CV-Constant voltage | 08 - 8mm<br>10 - 10mm | H - HIGH (90) | 1              | HT - Hardwired Tail<br>IC - Indoor Connector |

| MODEL       | COLOR CONTROL | LIGHT EMITTING DIRECTION | LED POWER | PCB COLOR              | LENGTH PER REEL |
|-------------|---------------|--------------------------|-----------|------------------------|-----------------|
| R - Regular | M - Mono      | T - Top                  | L - Low   | W - White<br>B - Black | L05 - 5mtr      |

Sample: LFX - U - 04.80 - CT XX - 2835 - Z3 - 120 - 24 - CV - 08 - H - 1 - HT - RMTLWL05

## DIMENSIONS

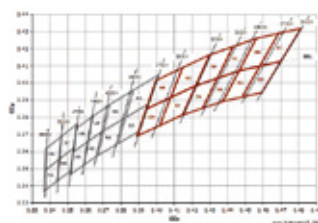


## DIAGRAM

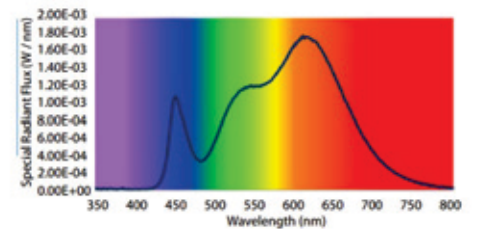
Polar Curve



BIN Details (CIE 1931)



Spectral Radiant Flux V S Wavelength



\* To be installed with suitable aluminum extrusion for heat dissipation.