

OUTDOOR LFX SPEC SHEET - ULTRA SERIES

LFX-O-09.60-CTXX-2835-Z3-120-24-CV-10-U-1-XX-XX



3M
TAPE **IP67**
WATER
PROOF

CE **9.6W**

YYZ LFX IP67 series are flexible linear LED light strip is simple, effective solution for a wide range of lighting applications where crisp, single-color light is desired. These are mainly used in humid or wet environments which are perfect for illuminating any residential and commercial applications including bathrooms or kitchens, under cabinets and near showers or sinks.

FEATURES

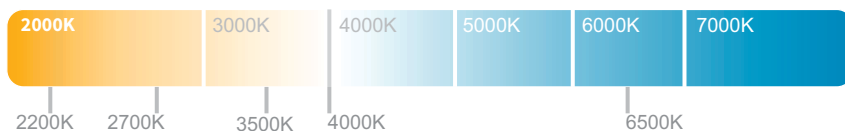
LIGHT SOURCE	2835 Led
LED QUANTITY	120Leds / mtr
FINISH	White PCB
WORKING VOLTAGE	24 Volts
RATED CURRENT	200mA / mtr
RATED POWER	9.6W / mtr
RADIANCE ANGLE	120°
LAMP LIFE	30000 hrs
MOUNTING	3M tape on the back
CONNECTION	Hardwired tails
CUTTING INCREMENTS	Every 50 mm/ 6 Leds
DIMENSIONS	12.5mm X 5000mm X 4.8mm(PCB)
MAX DAISY RUN	5 mtr
TYPICAL LUMENS	85lm/W

ELECTRICAL DATA

POWER CONSUMPTION	9.60W
SUPPLY VOLTAGE	24 Volts
SUPPLY CURRENT	200mA
BINNING TOLERANCE	2250K-2475K (BIN:22B) / 2700K-2830K (BIN:WK2,WP2) / 2830K-3040K (BIN:WK3,WP3) 3900K-4258K (BIN:NK2,NP2) / 6000K-7034K (BIN:PK5,PK6)
COLORS	White: 2200K / 2700K / 3000K / 3500K / 4000K / 5000K / 6000K UNIQUE COLORS: Red / Green / Blue / Custom
CRI	95+
LEDS / 3.3FT	120

COLOR TEMPERATURE DATA

White	Lumens/mtr		Colors	Lumens/mtr	
2200K (CT 22)	734	(CT 22)	RED (CT RD)	289	(CT RD)
2700K (CT 27)	751	(CT 27)	BLUE (CT BL)	150	(CT BL)
3000K (CT 30)	897	(CT 30)	GREEN (CT GR)	917	(CT GR)
3500K (CT 35)	791	(CT 35)	CUSTOM (## ##)		
4000K (CT 40)	816	(CT 40)			
5000K (CT 50)	832	(CT 50)			
6000K (CT 60)	857	(CT 60)			




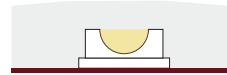
120 LEDs / mtr
LED Quality

24VOLTS
Working Voltage

9.6W / mtr
Rated power

3M Tape on the back
Mounting

IP 67(Outdoor)



OUTDOOR LFX SPEC SHEET - ULTRA SERIES

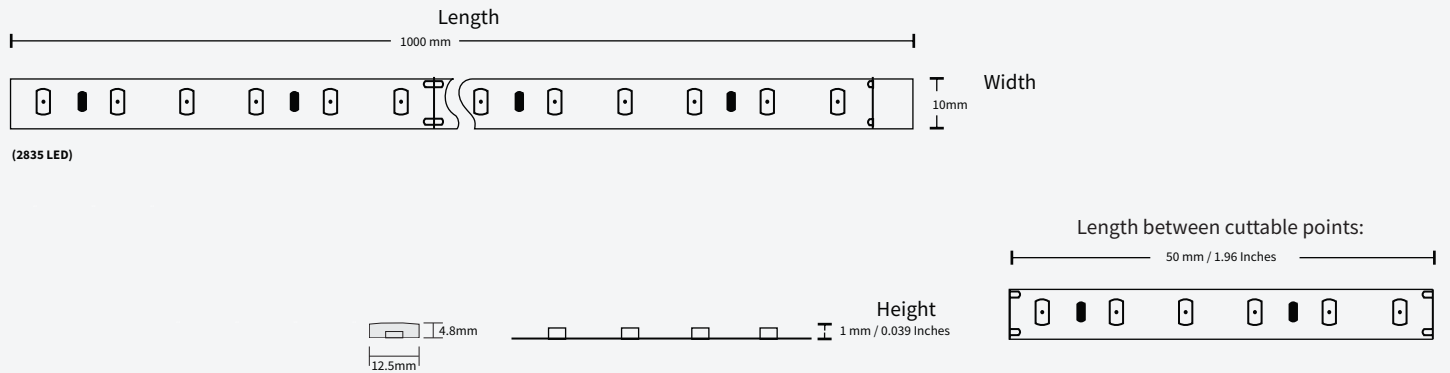
LFX-O-09.60-CTXX-2835-Z3-120-24-CV-10-U-1-XX-XX

ORDERING LOGIC

PRODUCT SERIES	TYPE	POWER	COLOR TEMPERATURE	LED TYPE	BIN	NO. OF LED	VOLTAGE	CIRCUIT	PCB	CRI	NO OF LED ROWS	CONNECTION	CUSTOM
LFX	O - OUTDOOR (IP67)	09.60 - 9.6W	(CT22) 2200K (CT27) 2700K (CT30) 3000K (CT35) 3500K (CT40) 4000K (CT50) 5000K (CT60) 6000K (CTRD) RED (CTBL) BLUE (CTGR) GREEN (####) CUSTOM	2835	Z3	120-120 LEDs/mtr	24-24V	CV - Constant voltage	10 - 10mm	U - Ultra CRI(95+)	1	HT - Hardwired Tail IC - Indoor Connector	xx

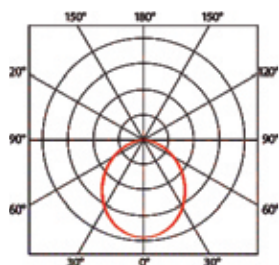
Sample: LFX - O - 09.60 - CT XX - 2835 - Z3 - 120 - 24 - CV - 10 - U - 1 - HT - XX

DIMENSIONS

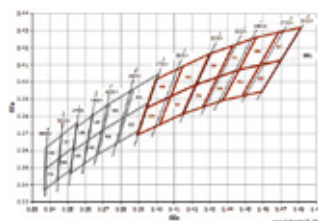


DIAGRAM

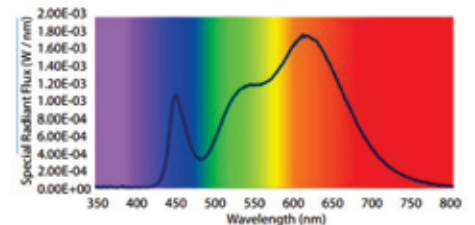
Polar Curve



BIN Details (CIE 1931)



Spectral Radiant Flux V S Wavelength



* To be installed with suitable aluminum extrusion for heat dissipation.