

OUTDOOR LFX SPEC SHEET - MODE SERIES

LFX-O-07.20-CTXX-2835-Z5-60-24V-CV-10-H-1-HT-RMTLWL05



YYZ LFX IP67 series are flexible linear LED light strip is simple, effective solution for a wide range of lighting applications where crisp, single-color light is desired. These are mainly used in humid or wet environments which are perfect for illuminating any residential and commercial applications including bathrooms or kitchens, under cabinets and near showers or sinks.

FEATURES

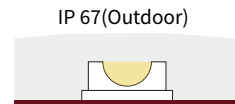
| | |
|--------------------|-------------------------------|
| LIGHT SOURCE | 2835 Led |
| LED QUANTITY | 60 Leds / mtr |
| FINISH | White PCB |
| WORKING VOLTAGE | 24 Volts |
| RATED CURRENT | 200mA / mtr |
| RATED POWER | 7.2W / mtr |
| RADIANCE ANGLE | 120° |
| LAMP LIFE | 30000 hrs |
| MOUNTING | 3M tape on the back |
| CONNECTION | Hardwired tails |
| CUTTING INCREMENTS | Every 100 mm/ 6 Leds |
| DIMENSIONS | 8, 10mm X 5000mm X 4.8mm(PCB) |
| MAX DAISY RUN | 5 mtr |
| TYPICAL LUMENS | 100lm/W |



- 60 LEDs / mtr**
LED Quality
- 24VOLTS**
Working Voltage
- 7.2W / mtr**
Rated power
- 3M Tape on the back**
Mounting


ELECTRICAL DATA

| | |
|-------------------|---|
| POWER CONSUMPTION | 7.20W |
| SUPPLY VOLTAGE | 24 Volts |
| SUPPLY CURRENT | 200mA |
| BINNING TOLERANCE | 2250K-2475K (BIN:22B) / 2700K-2830K (BIN:WK2,WP2) / 2830K-3040K (BIN:WK3,WP3) / 3900K-4258K (BIN:NK2,NP2) / 6000K-7034K (BIN:PK5,PK6) |
| COLORS | White: 2200K / 2700K / 3000K / 3500K / 4000K / 5000K / 6000K Unique colors: Red / Green / Blue / Custom |
| CRI | 90 |
| LEDS / 3.3FT | 60 |



COLOR TEMPERATURE DATA

| White | Lumens/mtr | | Colors | Lumens/mtr | |
|---------------|------------|---------|----------------|------------|---------|
| 2200K (CT 22) | 629 | (CT 22) | RED (CT RD) | 244 | (CT RD) |
| 2700K (CT 27) | 642 | (CT 27) | BLUE (CT BL) | 105 | (CT BL) |
| 3000K (CT 30) | 663 | (CT 30) | GREEN (CT GR) | 632 | (CT GR) |
| 3500K (CT 35) | 677 | (CT 35) | CUSTOM (## ##) | | |
| 4000K (CT 40) | 698 | (CT 40) | | | |
| 5000K (CT 50) | 712 | (CT 50) | | | |
| 6000K (CT 60) | 733 | (CT 60) | | | |



OUTDOOR LFX SPEC SHEET - MODE SERIES

LFX-O-07.20-CTXX-2835-Z5-60-24V-CV-10-H-1-HT-RMTLWL05

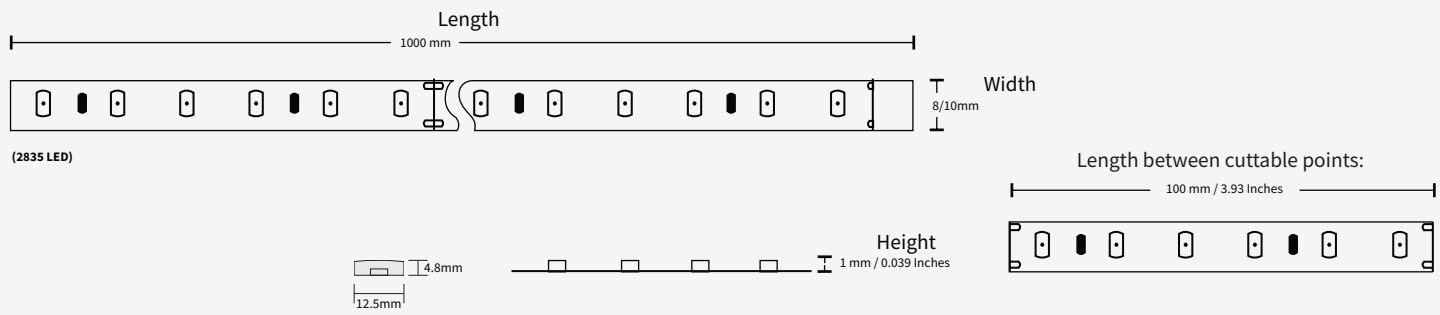
ORDERING LOGIC

| PRODUCT SERIES | TYPE | POWER | COLOR TEMPERATURE | LED TYPE | BIN | NO. OF LED | VOLTAGE | CIRCUIT | PCB | CRI | NO OF LED ROWS | CONNECTION |
|----------------|--------------------|--------------|--|----------|-----|------------------|---------|---------------------|-----------------------|---------------|----------------|--|
| LFX | O - OUTDOOR (IP67) | 07.20 - 7.2W | (CT22) 2200K (CT27) 2700K (CT30) 3000K (CT35) 3500K (CT40) 4000K (CT50) 5000K (CT60) 6000K (CTRD) RED (CTGR) GREEN (CTBL) BLUE (####) Custom | 2835 | Z5 | 60 - 60 LEDs/mtr | 24-24V | CV-Constant voltage | 08 - 8mm 10 - 10mm | H - HIGH (90) | 1 | HT - Hardwired Tail IC - Indoor Connector |

| MODEL | COLOR CONTROL | LIGHT EMITTING DIRECTION | LED POWER | PCB COLOR | LENGTH PER REEL |
|-------------|---------------|--------------------------|-----------|------------------------|-----------------|
| R - Regular | M - Mono | T - Top | L - Low | W - White B - Black | L05 - 5mtr |

Sample: LFX - O - 07.20 - CT XX - 2835 - Z5 - 60 - 24 - CV - 08 - H - 1 - HT - RMTLWL05

DIMENSIONS

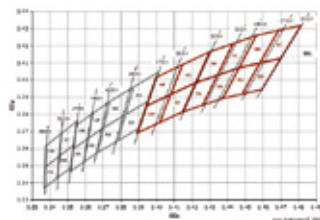


DIAGRAM

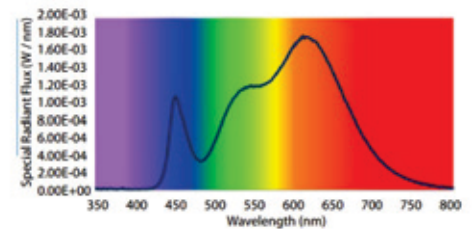
Polar Curve



BIN Details (CIE 1931)



Spectral Radiant Flux V S Wavelength



* To be installed with suitable aluminum extrusion for heat dissipation.