

WET RATED LFX SPEC SHEET - MODE SERIES

LFX-W-14.40-CTXX-2835-Z5-120-24V-CV-10-H-1-HT-RMTLWL05



YYZ LFX IP54 series flexible linear LED light strips is simple, effective solution for a wide range of lighting applications where crisp, single color light is desired. This wet rated series is suited to most applications requiring high levels of light, the most common of which is as under cabinet/shelf and room lighting. The thermal efficiency of this LED strip means it does not require a heatsink allowing it to be mounted to almost any smooth hard surface.

FEATURES

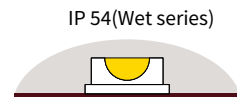
| | |
|--------------------|-------------------------------|
| LIGHT SOURCE | 2835 Led |
| LED QUANTITY | 120 Leds / mtr |
| FINISH | White PCB |
| WORKING VOLTAGE | 24 Volts |
| RATED CURRENT | 200mA / mtr |
| RATED POWER | 14.4W / mtr |
| RADIANCE ANGLE | 120° |
| LAMP LIFE | 30000 hrs |
| MOUNTING | 3M tape on the back |
| CONNECTION | Hardwired tails |
| CUTTING INCREMENTS | Every 50 mm/ 6 Leds |
| DIMENSIONS | 8, 10mm X 5000mm X 3.0mm(PCB) |
| MAX DAISY RUN | 5 mtr |
| TYPICAL LUMENS | 99lm/W |



- 120 LEDs / mtr**
LED Quality
- 24VOLTS**
Working Voltage
- 14.4W / mtr**
Rated power
- 3M Tape on the back**
Mounting

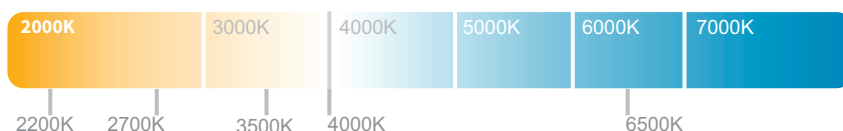
ELECTRICAL DATA

| | |
|-------------------|---|
| POWER CONSUMPTION | 14.40W |
| SUPPLY VOLTAGE | 24 Volts |
| SUPPLY CURRENT | 200mA |
| BINNING TOLERANCE | 2250K-2475K (BIN:22B) / 2700K-2830K (BIN:WK2,WP2) / 2830K-3040K (BIN:WK3,WP3) / 3900K-4258K (BIN:NK2,NP2) / 6000K-7034K (BIN:PK5,PK6) |
| COLORS | White: 2200K / 2700K / 3000K / 3500K / 4000K / 5000K / 6000K Unique colors: Red / Green / Blue / Custom |
| CRI | 90 |
| LEDS / 3.3FT | 120 |



COLOR TEMPERATURE DATA

| White | Lumens/mtr | | Colors | Lumens/mtr | |
|---------------|------------|---------|----------------|------------|---------|
| 2200K (CT 22) | 1250 | (CT 22) | RED (CT RD) | 575 | (CT RD) |
| 2700K (CT 27) | 1305 | (CT 27) | BLUE (CT BL) | 239 | (CT BL) |
| 3000K (CT 30) | 1347 | (CT 30) | GREEN (CT GR) | 1131 | (CT GR) |
| 3500K (CT 35) | 1376 | (CT 35) | CUSTOM (## ##) | | |
| 4000K (CT 40) | 1418 | (CT 40) | | | |
| 5000K (CT 50) | 1447 | (CT 50) | | | |
| 6000K (CT 60) | 1489 | (CT 60) | | | |



WET RATED LFX SPEC SHEET - MODE SERIES

LFX-W-14.40-CTXX-2835-Z5-120-24V-CV-10-H-1-HT-RMTLWL05

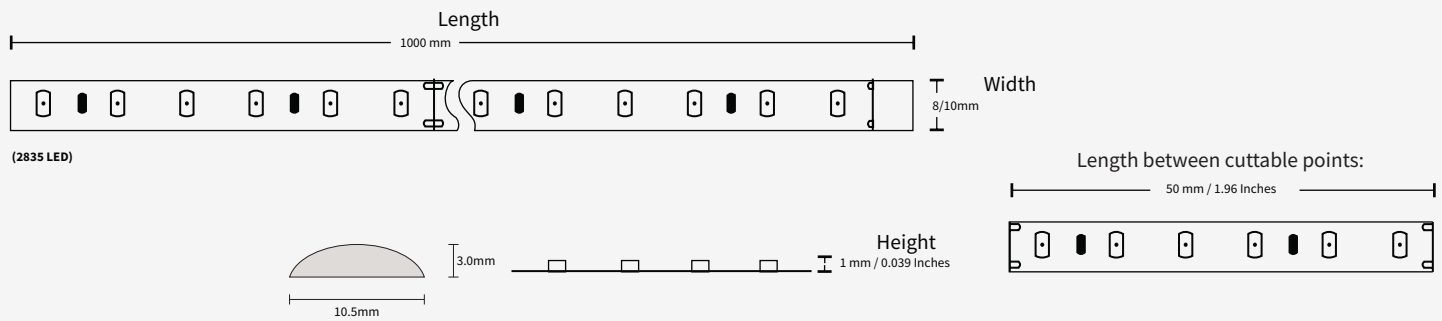
ORDERING LOGIC

| PRODUCT SERIES | TYPE | POWER | COLOR TEMPERATURE | LED TYPE | BIN | NO. OF LED | VOLTAGE | CIRCUIT | PCB | CRI | NO OF LED ROWS | CONNECTION |
|----------------|----------------------|----------------|--|----------|-----|--------------------|---------|---------------------|-----------------------|---------------|----------------|---|
| LFX | W - WET RATED (IP54) | 14.840 - 14.4W | (CT22) 2200K (CT27) 2700K (CT30) 3000K (CT35) 3500K (CT40) 4000K (CT50) 5000K (CT60) 6000K (CTRD) RED (CTGR) GREEN (CTBL) BLUE (####) Custom | 2835 | Z5 | 120 - 120 LEDs/mtr | 24-24V | CV-Constant voltage | 08 - 8mm 10 - 10mm | H - HIGH (90) | 1 | HT - Hardwired Tail IC - Indoor Connector |

| MODEL | COLOR CONTROL | LIGHT EMITTING DIRECTION | LED POWER | PCB COLOR | LENGTH PER REEL |
|-------------|---------------|--------------------------|-----------|------------------------|-----------------|
| R - Regular | M - Mono | T - Top | L - Low | W - White B - Black | L05 - 5mtr |

Sample: LFX - W - 14.40 - CT XX - 2835 - Z5 - 120 - 24 - CV - 08 - H - 1 - HT - RMTLWL05

DIMENSIONS

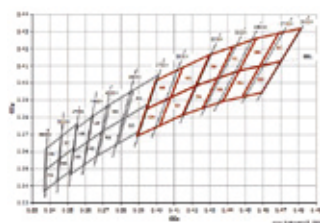


DIAGRAM

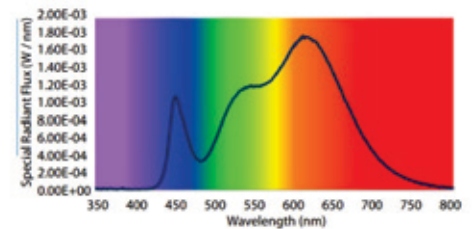
Polar Curve



BIN Details (CIE 1931)



Spectral Radiant Flux V S Wavelength



* To be installed with suitable aluminum extrusion for heat dissipation.