

WET RATED LFX SPEC SHEET - DELUXE SERIES

LFX-W-14.40-CTXX-2835-Z3-120-24V-CV-10-H-1-HT-RMTLWL05



YYZ LFX IP54 series flexible linear LED light strips is simple, effective solution for a wide range of lighting applications where crisp, single color light is desired. This wet rated series is suited to most applications requiring high levels of light, the most common of which is as under cabinet/shelf and room lighting. The thermal efficiency of this LED strip means it does not require a heatsink allowing it to be mounted to almost any smooth hard surface.

FEATURES

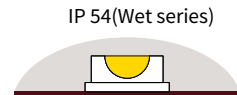
LIGHT SOURCE	2835 Led
LED QUANTITY	120 Leds / mtr
FINISH	White PCB
WORKING VOLTAGE	24 Volts
RATED CURRENT	200mA / mtr
RATED POWER	14.4W / mtr
RADIANCE ANGLE	120°
LAMP LIFE	30000 hrs
MOUNTING	3M tape on the back
CONNECTION	Hardwired tails
CUTTING INCREMENTS	Every 50 mm/ 6 Leds
DIMENSIONS	8, 10mm X 5000mm X 3.0mm(PCB)
MAX DAISY RUN	5 mtr
TYPICAL LUMENS	99lm/W



- 120 LEDs / mtr**
LED Quality
- 24VOLTS**
Working Voltage
- 14.4W / mtr**
Rated power
- 3M Tape on the back**
Mounting

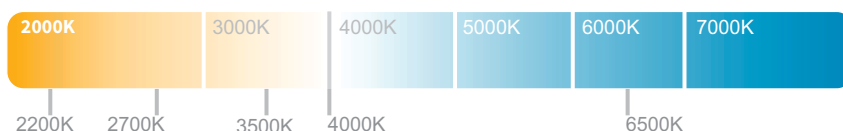
ELECTRICAL DATA

POWER CONSUMPTION	14.40W
SUPPLY VOLTAGE	24 Volts
SUPPLY CURRENT	200mA
BINNING TOLERANCE	2250K-2475K (BIN:22B) / 2700K-2830K (BIN:WK2,WP2) / 2830K-3040K (BIN:WK3,WP3) 3900K-4258K (BIN:NK2,NP2) / 6000K-7034K (BIN:PK5,PK6)
COLORS	White: 2200K / 2700K / 3000K / 3500K / 4000K / 5000K / 6000K Unique colors: Red / Green / Blue / Custom
CRI	90
LEDS / 3.3FT	120



COLOR TEMPERATURE DATA

White	Lumens/mtr		Colors	Lumens/mtr	
2200K (CT 22)	1250	(CT 22)	RED (CT RD)	575	(CT RD)
2700K (CT 27)	1305	(CT 27)	BLUE (CT BL)	236	(CT BL)
3000K (CT 30)	1347	(CT 30)	GREEN (CT GR)	1131	(CT GR)
3500K (CT 35)	1376	(CT 35)	CUSTOM (## ##)		
4000K (CT 40)	1418	(CT 40)			
5000K (CT 50)	1447	(CT 50)			
6000K (CT 60)	1489	(CT 60)			



WET RATED LFX SPEC SHEET - DELUXE SERIES

LFX-W-14.40-CTXX-2835-Z3-120-24V-CV-10-H-1-HT-RMTLWL05

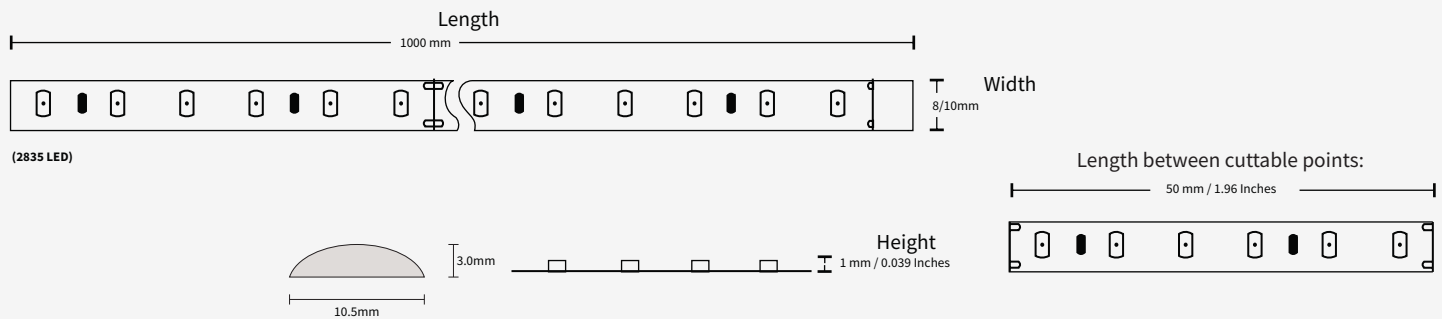
ORDERING LOGIC

PRODUCT SERIES	TYPE	POWER	COLOR TEMPERATURE	LED TYPE	BIN	NO. OF LED	VOLTAGE	CIRCUIT	PCB	CRI	NO OF LED ROWS	CONNECTION
LFX	W - WET RATED (IP54)	14.40 - 14.4W	(CT22) 2200K (CT27) 2700K (CT30) 3000K (CT35) 3500K (CT40) 4000K (CT50) 5000K (CT60) 6000K (CTRD) RED (CTGR) GREEN (CTBL) BLUE (####) Custom	2835	Z3	120 - 120 LEDs/mtr	24-24V	CV-Constant voltage	08 - 8mm 10 - 10mm	H - HIGH (90)	1	HT - Hardwired Tail IC - Indoor Connector

MODEL	COLOR CONTROL	LIGHT EMITTING DIRECTION	LED POWER	PCB COLOR	LENGTH PER REEL
R - Regular	M - Mono	T - Top	L - Low	W - White B - Black	L05 - 5mtr

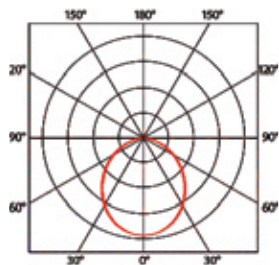
Sample: LFX - W - 14.40 - CT XX - 2835 - Z3 - 120 - 24 - CV - 08 - H - 1 - HT - RMTLWL05

DIMENSIONS

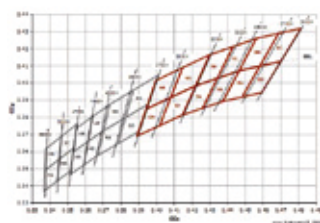


DIAGRAM

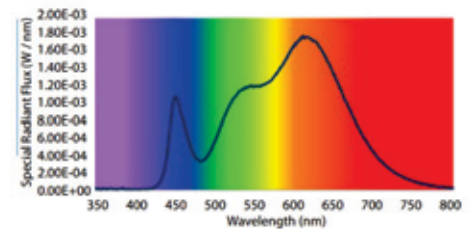
Polar Curve



BIN Details (CIE 1931)



Spectral Radiant Flux V S Wavelength



* To be installed with suitable aluminum extrusion for heat dissipation.